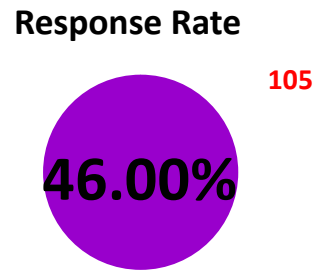
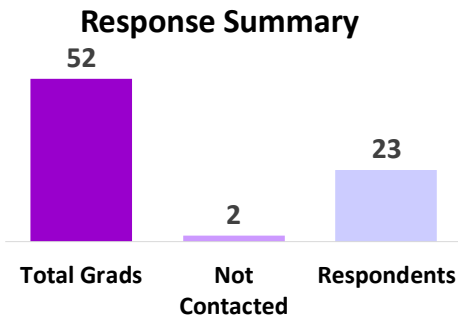
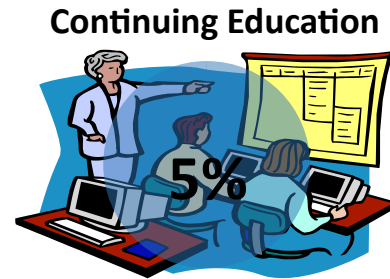

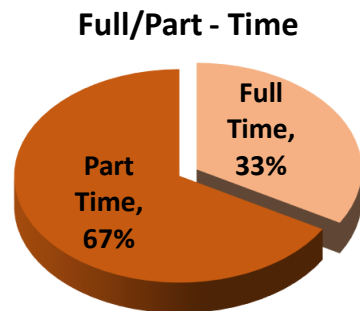
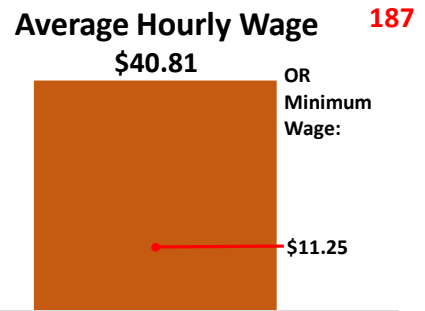
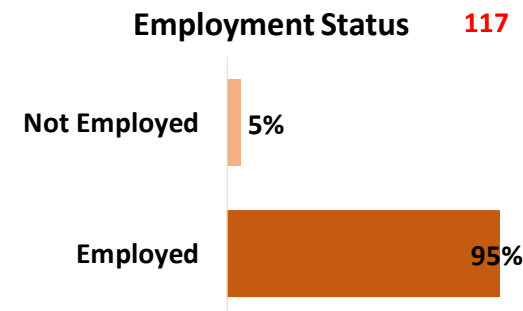


Dental Hygiene

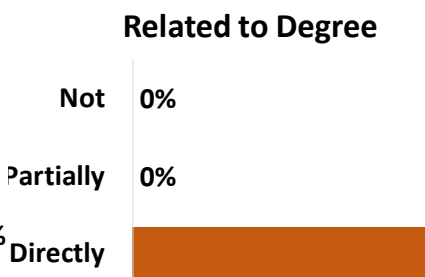
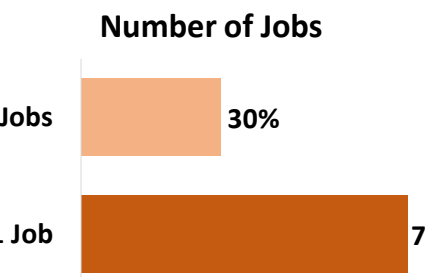
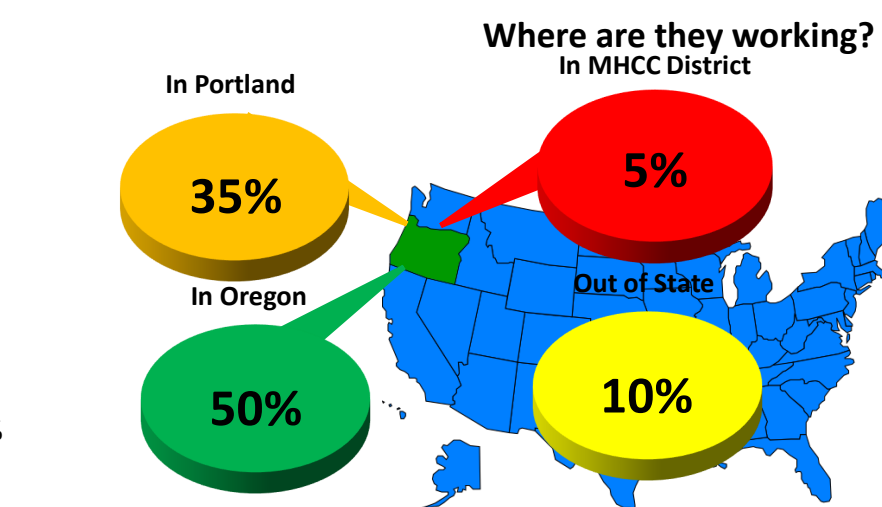
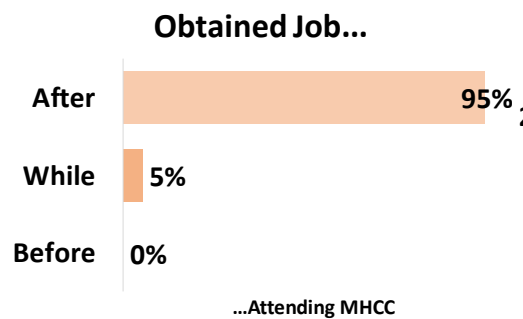
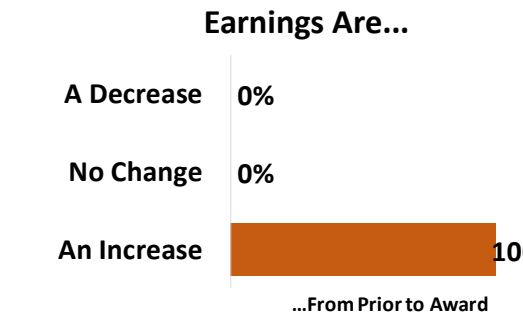
At a Glance...



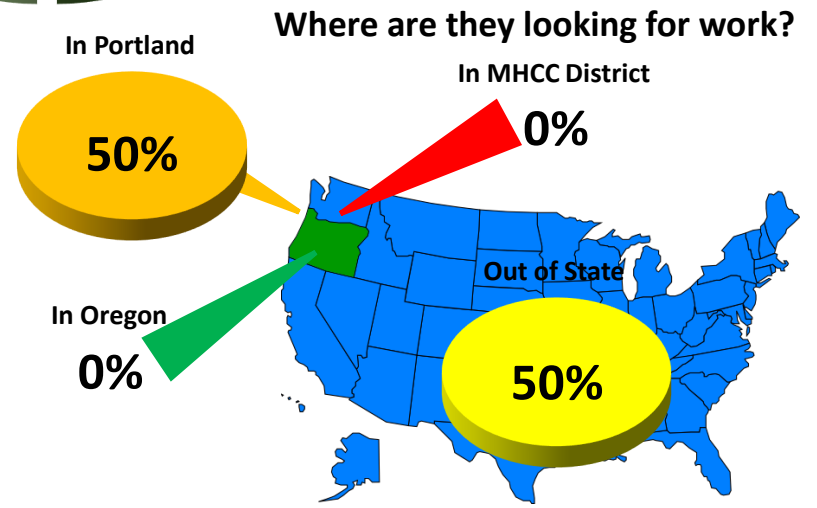
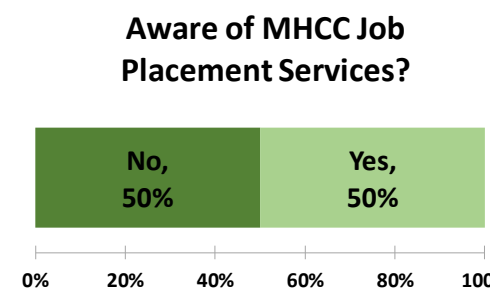

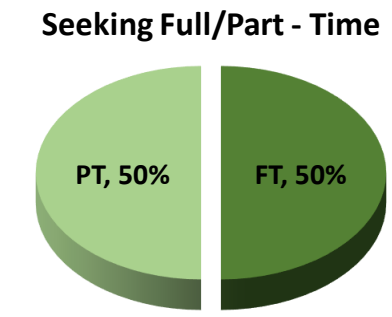
Employed Respondents Indicating They Had At Least One Job: 18



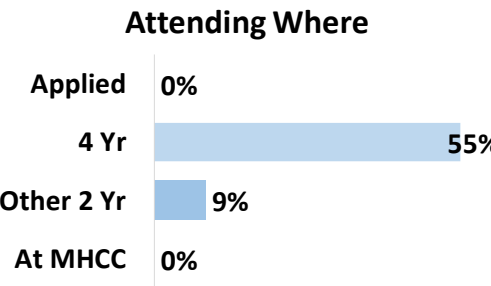
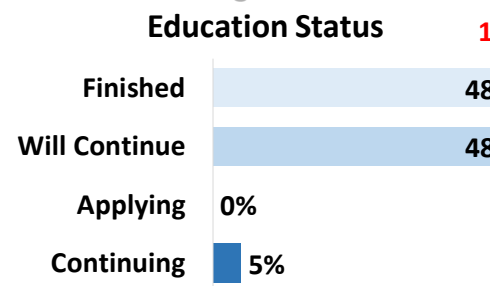
Percent Self Employed / Independent Contractor:



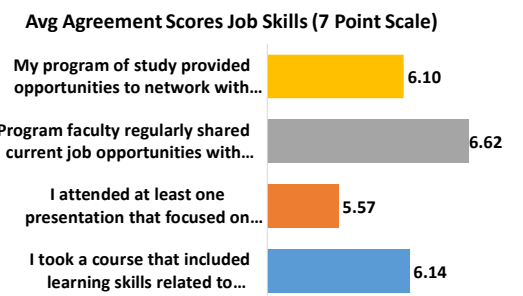
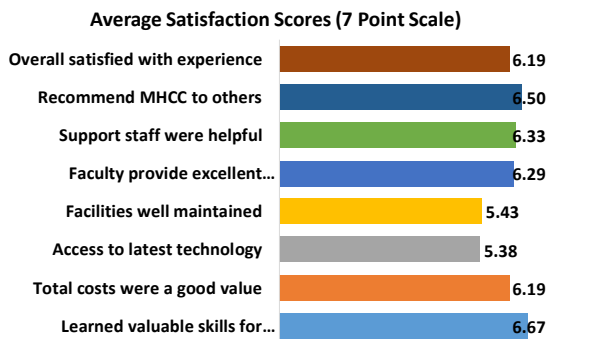
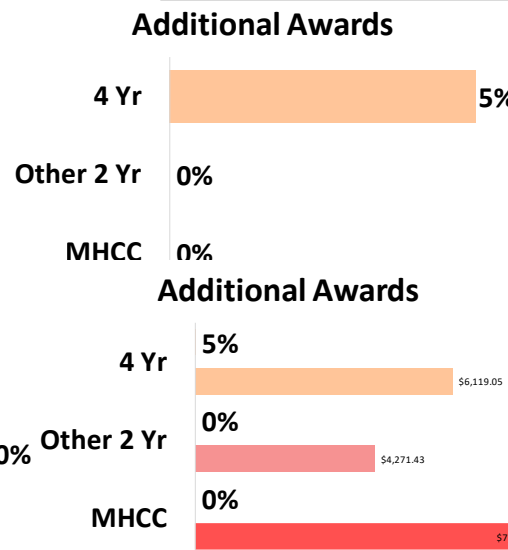
Job Seekers Respondents Indicating They Are Looking for Work: 2



Continuing Education Respondents Indicating They Are Continuing Education: 1



Other Information

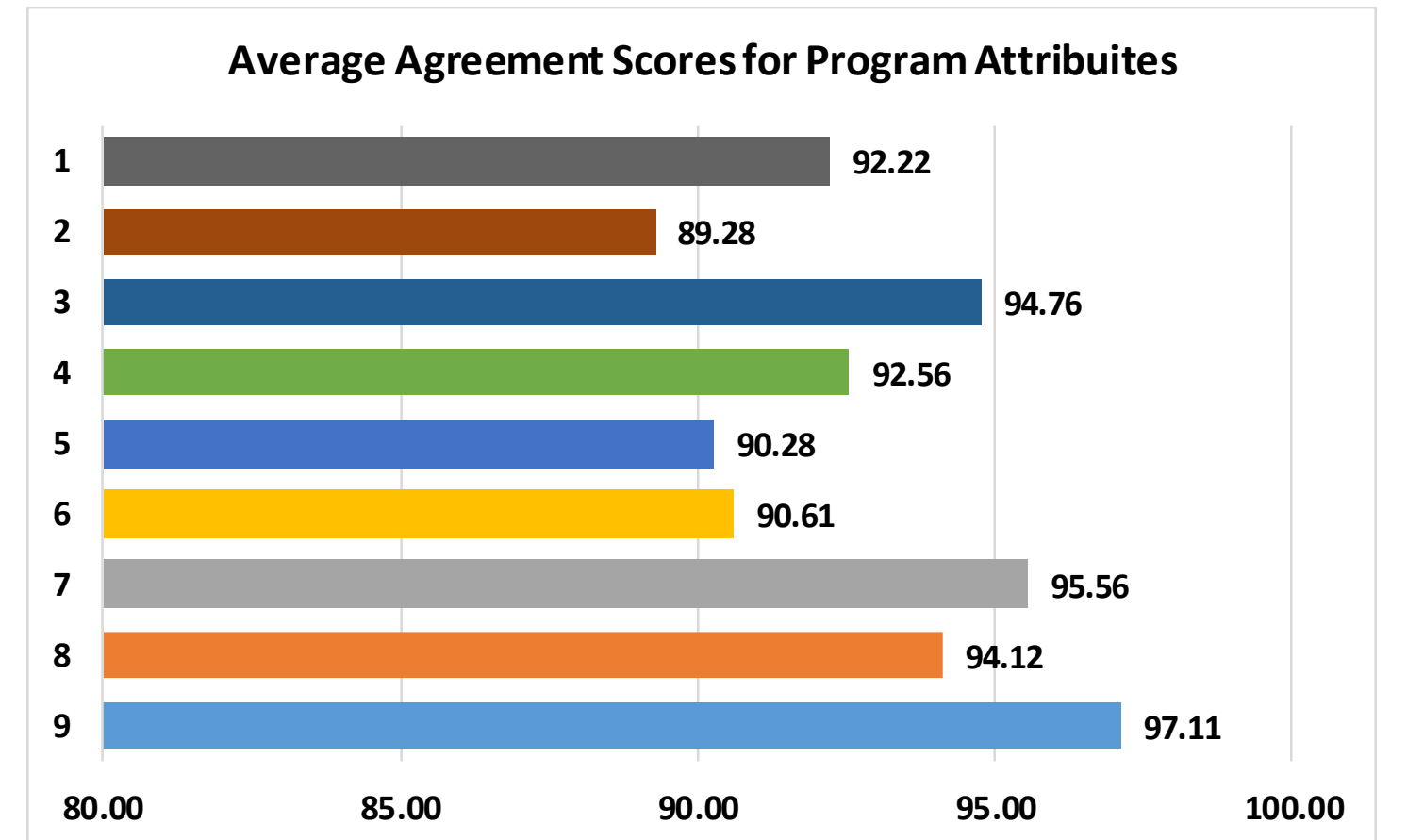
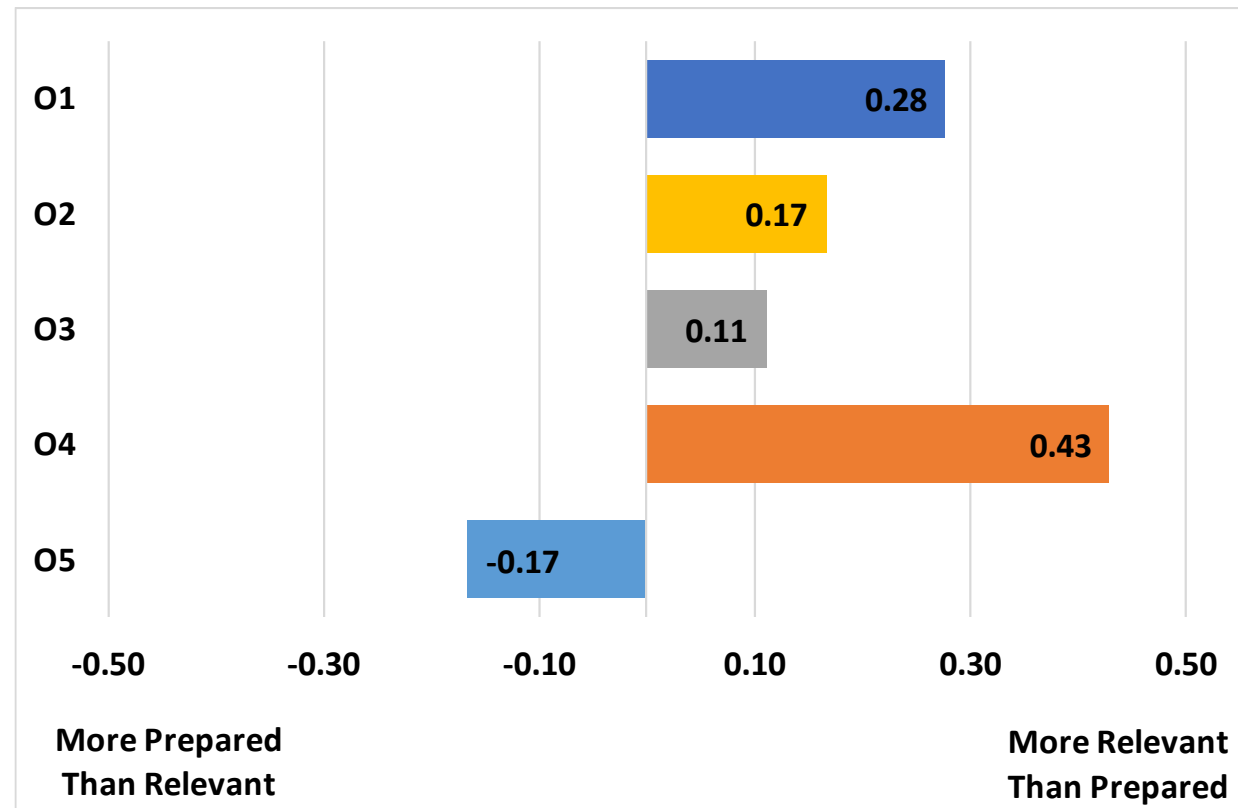


Dental Hygiene Program Specific Questions

Program Outcomes for Dental Hygiene		
Statement	Preparedness	Relevance
O1. Develop appropriate decision making skills and utilize professional judgment, conduct and ethics to provide optimum patient care	6.39	6.67
O2. Effectively assess, plan, diagnose, implement, evaluate, and document current dental hygiene services	6.50	6.67
O3. Promote innovative approaches to problem solving and critical thinking that stimulate independence and responsibility	6.44	6.56
O4. Work effectively with diverse populations as members of the health care team	6.44	6.88
O5. Actively participate and lead in community activities and professional associations	6.39	6.22

Avg Agreement Scores (and s.d.s) for Program Attributes (101 Pt. Slider Scale)	Average	Standard Deviation
I was satisfied with the quality of training I received from the Dental Hygiene Program	92.22	9.72
Faculty in the Dental Hygiene Program were easy to communicate with	89.28	13.66
Topics covered in the Dental Hygiene Program were relevant to my job duties/continuing my education	94.76	9.22
Faculty did an excellent job of covering course materials	92.56	8.53
Support staff in the Dental Hygiene Program were always helpful	90.28	11.96
I was provided with an opportunity to use technology that is appropriate to the field	90.61	11.76
The training received in the Dental Hygiene Program left me well prepared for my job/continuing my education	95.56	6.62
I would recommend MHCC's Dental Hygiene Program to others interested in entering my line of work	94.12	9.08
The Dental Hygiene Program is a good value	97.11	4.64

Gap Scores Between Mean Preparedness and Relevancy for Program Outcomes



Open-ended question responses are available in Section 3.

Dental Hygiene

List of Employers

Center Street Dental

Family Dental Health

Gentle Dental Division

Gentle Dental Oregon City

Hiddenbrook dental

Kaiser Dental

Kaiser Permanente

Melby & McLean

Michael Mckeel DMD and Harry Chambers DDM

Oasis dental

River Dental Center

Roots Dental

Timber Dental

Willamette Dental Group

Dental Hygiene: Question 1

Are there any new instruments, equipment, applications, or standards that the Dental Hygiene Program should be teaching?

* I feel as though I was introduced to all current and up to date equipment and instruments during the program.

* Periodontal laser for RDH

* Laser technology (at least more classes about the topic)

Dental Hygiene: Question 1

Are there any new instruments, equipment, applications, or standards that the Dental Hygiene Program should be teaching?

Employer Name Willamette Dental Group

Employer City Medford

Employer Name Gentle Dental

Employer City Oregon City

Employer Name Brookside dental

Employer City West linn

Employer Name Oasis dental

Employer City Vancouver Wa

Employer Name Gentle Dental Division

Employer City Portland

Note: Employer Information is asked in the Program Specific and Main Sections of the survey. Supervisor and Email addresses have been suppressed in this report to protect privacy.

Data Tables for: Dental Hygiene

Dental Hygiene - Employment

Employment Status				
	Employed		Not Employed	
2018-19	11	100%	0	0%
2017-18	3	100%	0	0%
2016-17	6	86%	1	14%
Total	20	95%	1	5%

Hours Worked per Week And Full Time / Part Time Status							
	Avg Hours	Min	Max	Full Time		Part Time	
2018-19	35.50	25	48	2	22%	7	78%
2017-18	40.00	32	48	2	67%	1	33%
2016-17	36.67	32	40	2	33%	4	67%
Total	36.64	25	48	6	33%	12	67%

Calculated Hourly Wages				
	Avg Wage	Min	Max	5% Trimmed Avg Wage
2018-19	\$37.22	\$25.49	\$45.00	\$37.44
2017-18	\$43.67	\$39.00	\$49.00	
2016-17	\$43.85	\$37.00	\$50.00	\$43.89
Total	\$40.51	\$25.49	\$50.00	\$40.81

Independent Contractor / Self Employed				
	Yes		No	
2018-19	0	0%	11	100%
2017-18	0	0%	3	100%
2016-17	0	0%	6	100%
Total	0	0%	20	100%

Salary Change from Prior to Award						
	Increase		No Change		Decrease	
2018-19	11	100%	0	0%	0	0%
2017-18	3	100%	0	0%	0	0%
2016-17	6	100%	0	0%	0	0%
Total	20	100%	0	0%	0	0%

Job Location									
	MHCC District		Portland		In State		Out of State		
2018-19	0	0%	3	27%	7	64%	1	9%	
2017-18	0	0%	2	67%	1	33%	0	0%	
2016-17	1	17%	2	33%	2	33%	1	17%	
Total	1	5%	7	35%	10	50%	2	10%	

Time Position Obtained (Relative to Award)						
	Before		During		After	
2018-19	0	0%	1	9%	10	91%
2017-18	0	0%	0	0%	3	100%
2016-17	0	0%	0	0%	6	100%
Total	0	0%	1	5%	19	95%

Number Of Jobs									
	1 Job		2 Jobs		3 Jobs		4+ Jobs		
2018-19	7	64%	4	36%	0	0%	0	0%	
2017-18	2	67%	1	33%	0	0%	0	0%	
2016-17	5	83%	1	17%	0	0%	0	0%	
Total	14	70%	6	30%	0	0%	0	0%	

Related to Degree						
	Directly		Partially		Not	
2018-19	11	100%	0	0%	0	0%
2017-18	3	100%	0	0%	0	0%
2016-17	6	100%	0	0%	0	0%
Total	20	100%	0	0%	0	0%

Dental Hygiene - Job Seekers

Seeking Employment				
	Yes		No	
2018-19	0	0%	11	100%
2017-18	1	33%	2	67%
2016-17	1	14%	6	86%
Total	2	10%	19	90%

Seeking Full Time / Part Time							
	Full Time		Part Time		Either		
2018-19	0		0		0		
2017-18	1	100%	0	0%	0	0%	
2016-17	0	0%	1	100%	0	0%	
Total	1	50%	1	50%	0	0%	

Seeking Work Related to Degree							
	Related		Not Related		Either		
2018-19	0		0		0		
2017-18	1	100%	0	0%	0	0%	
2016-17	1	100%	0	0%	0	0%	
Total	2	100%	0	0%	0	0%	

Job Seeking Location									
	MHCC District		Portland		In State		Out of State		
	#Num!		#Num!		#Num!		#Num!		
2018-19	0		0		0		0		
2017-18	0	0%	1	100%	0	0%	0	0%	
2016-17	0	0%	0	0%	0	0%	1	100%	
Total	0	0%	1	50%	0	0%	1	50%	

Job Placement Services									
	Not Aware More Info		Not Aware Not Needed		Aware Used		Aware Not Used		
2018-19	0		0		0		0		
2017-18	0	0%	1	100%	0	0%	0	0%	
2016-17	0	0%	0	0%	0	0%	1	100%	
Total	0	0%	1	50%	0	0%	1	50%	

Dental Hygiene - Education

Continuing Education Status								
	Continuing		Applying		Future Plans		Finished	
2018-19	0	0%	0	0%	6	55%	5	45%
2017-18	0	0%	0	0%	1	33%	2	67%
2016-17	1	14%	0	0%	3	43%	3	43%
Total	1	5%	0	0%	10	48%	10	48%

Continuing Education Where										
	MHCC		Other 2-Year		4- Year		Applied		Not Applied	
2018-19	0	0%	0	0%	3	50%	0	0%	3	50%
2017-18	0	0%	0	0%	1	100%	0	0%	0	0%
2016-17	0	0%	1	25%	2	50%	0	0%	1	25%
Total	0	0%	1	9%	6	55%	0	0%	4	36%

Transfer Institutions		
University	Attending	Applied
Oregon Institute of Technology (OIT)	3	0

Dental Hygiene - Response Rates by Degree

Associate of Applied Science - Dental Hygiene				
Grad Year	Total Graduates	Total Contacted	Total Respondents	Response Rate
2018-19	52	50	23	46.00%
Total	52	50	23	46.00%

Totals for Dental Hygiene

Total	52	50	23	46.00%
-------	----	----	----	--------

Note: Totals may not match Program Total Data Tables. Students with multiple awards are counted in each award earned.

Dental Hygiene

Associate of Applied Science - Dental Hygiene

Employment

Grad Year	Employed		Number of Jobs				Related to Degree			Job Location				Time Position Obtained			Independent Contractor		Hours per Week			Calculated Salary			Salary Change		
	Yes	No	1	2	3	4+	Directly	Partially	Not	MHCC District	Portland	In-State	Out-of-State	Before Starting	While Attending	After Award	Yes	No	Avg. Hours	# Full-Time	# Part-Time	Avg. Salary	Min. Salary	Max. Salary	Increase	No Change	Decrease
2018-19	20	1	14	6	0	0	20	0	0	1	7	10	2	0	1	19	0	20	36.64	6	12	\$40.51	\$25.49	\$50.00	20	0	0
	95.24%	4.76%	70.00%	30.00%	0.00%	0.00%	100.00%	0.00%	0.00%	5.00%	35.00%	50.00%	10.00%	0.00%	5.00%	95.00%	0.00%	100.00%							100.00%	0.00%	0.00%
Totals	20	1	14	6	0	0	20	0	0	1	7	10	2	0	1	19	0	20	36.64	6	12	\$40.51	\$25.49	\$50.00	20	0	0
	95.24%	4.76%	70.00%	30.00%	0.00%	0.00%	100.00%	0.00%	0.00%	5.00%	35.00%	50.00%	10.00%	0.00%	5.00%	95.00%	0.00%	100.00%							100.00%	0.00%	0.00%

Job Seeking

Grad Year	Seeking Employment		Seeking FT/PT			Related to Degree			Job Seeking Location				Job Placement Services			
	Yes	No	Full-Time	Part-Time	Either	Related	Not Related	Either	MHCC District	Portland	In-State	Out-of-State	Not Aware More Info	Not Aware Not Needed	Aware Used	Aware Not Used
2018-19	2	19	1	1	0	2	0	0	0	1	0	1	0	1	0	1
	9.52%	90.48%	50.00%	50.00%	0.00%	100.00%	0.00%	0.00%	0.00%	50.00%	0.00%	50.00%	0.00%	50.00%	0.00%	50.00%
Totals	2	19	1	1	0	2	0	0	0	1	0	1	0	1	0	1
	9.52%	90.48%	50.00%	50.00%	0.00%	100.00%	0.00%	0.00%	0.00%	50.00%	0.00%	50.00%	0.00%	50.00%	0.00%	50.00%

Education

Grad Year	Continuing Education Status				Continuing Education Where				
	Continuing	Applying	Future Plans	Finsihed	At MHCC	Other 2Yr College	4Yr University	Currently Applying	Have Not Applied
2018-19	1	0	10	10	0	1	6	0	4
	4.76%	0.00%	47.62%	47.62%	0.00%	9.09%	54.55%	0.00%	36.36%
Totals	1	0	10	10	0	1	6	0	4
	4.76%	0.00%	47.62%	47.62%	0.00%	9.09%	54.55%	0.00%	36.36%