
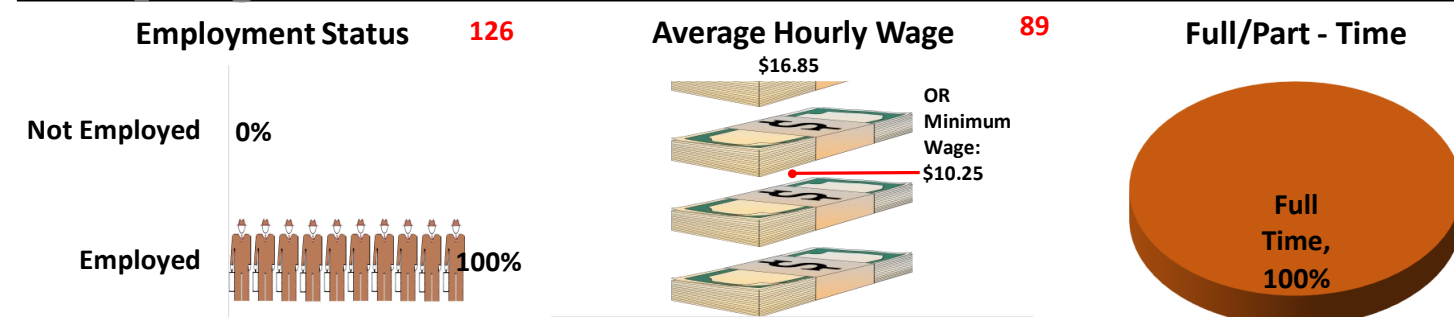


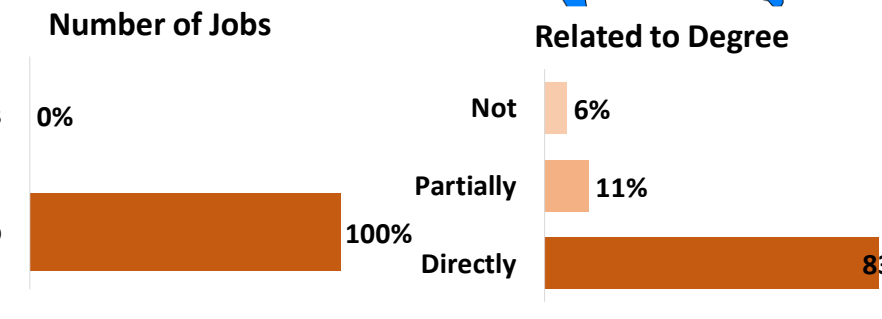
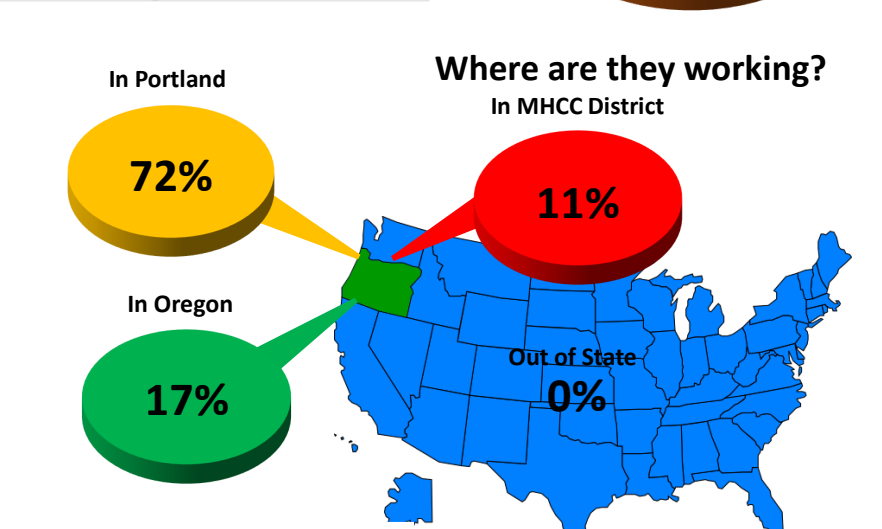
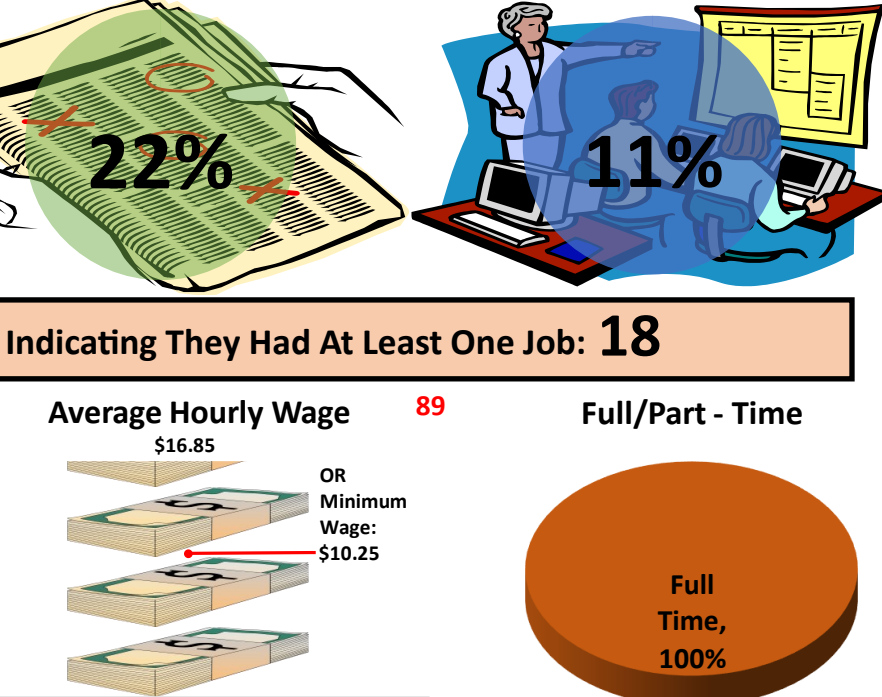
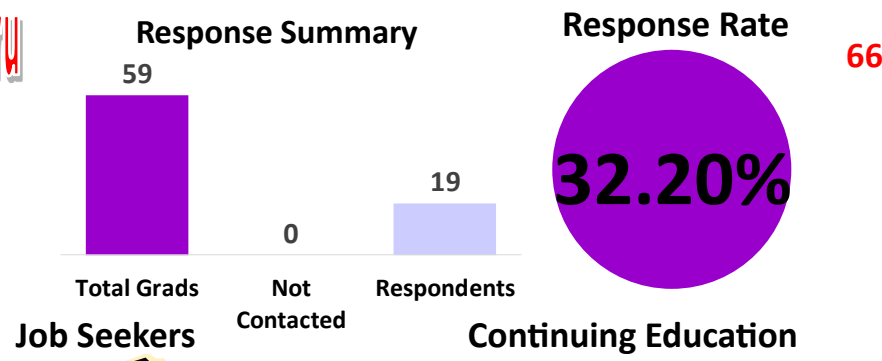
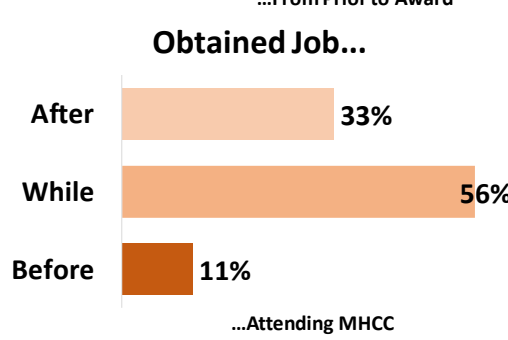
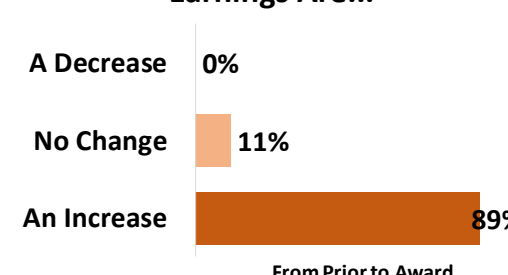

At a Glance...



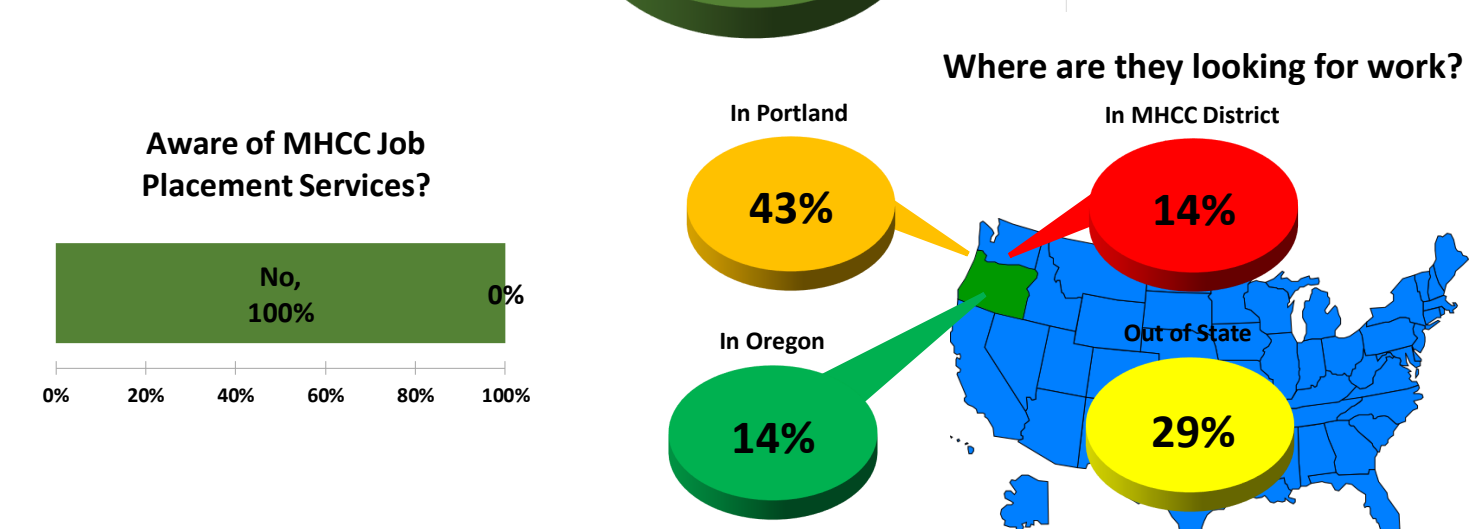
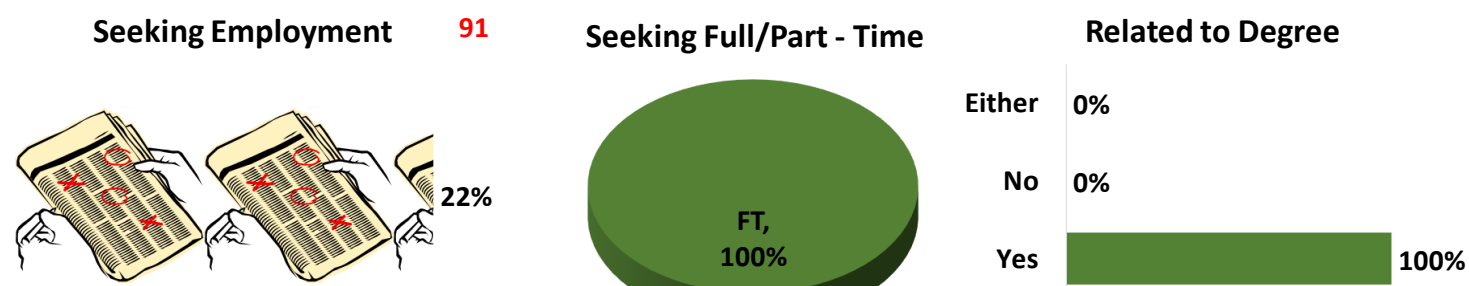
Employed Respondents Indicating They Had At Least One Job: 18



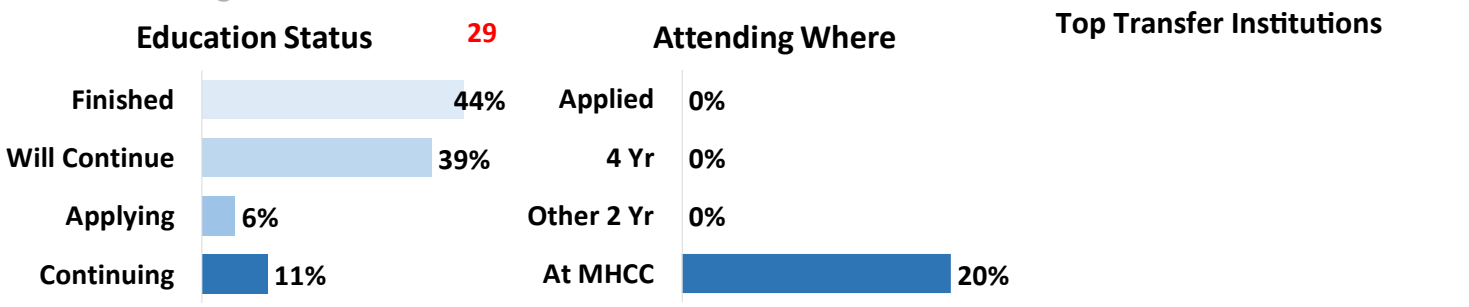
Percent Self Employed / Independent Contractor:



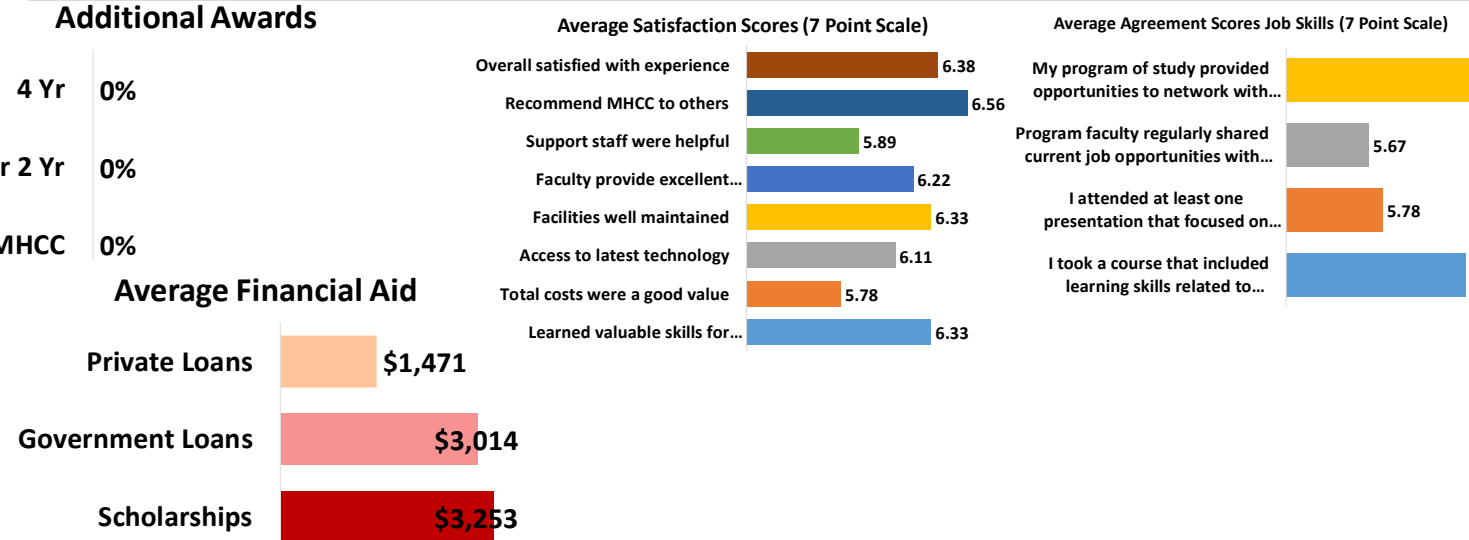
Job Seekers Respondents Indicating They Are Looking for Work: 4



Continuing Education Respondents Indicating They Are Continuing Education: 2



Other Information



Data Tables for: Automotive Chrysler MCAP/Import/Subaru

Automotive Chrysler MCAP/Import/Subaru - Employment

Employment Status					Hours Worked per Week And Full Time / Part Time Status									
		Employed		Not Employed				Avg Hours	Min	Max	Full Time		Part Time	
2017-18	1	100%	0	0%	2017-18	40.00	40	40	1	100%	0	0%		
2016-17	8	100%	0	0%	2016-17	40.00	40	40	2	100%	0	0%		
2014-15	6	100%	0	0%	2014-15	40.00	40	40	1	100%	0	0%		
2013-14	3	100%	0	0%	2013-14	42.50	40	45	2	100%	0	0%		
Total	18	100%	0	0%	Total	40.83	40	45	6	100%	0	0%		

Calculated Hourly Wages					
		Avg Wage	Min	Max	5% Trimmed Avg Wage
2017-18		\$28.85	\$28.85	\$28.85	
2016-17		\$15.96	\$14.42	\$17.50	
2014-15		\$11.08	\$11.08	\$11.08	
2013-14		\$16.08	\$12.50	\$18.75	
Total		\$17.16	\$11.08	\$28.85	\$16.70

Independent Contractor / Self Employed					
		Yes		No	
2017-18	0	0%	1	100%	
2016-17	0	0%	8	100%	
2014-15	0	0%	5	100%	
2013-14	0	0%	3	100%	
Total	0	0%	17	100%	

Salary Change from Prior to Award							
		Increase		No Change		Decrease	
2017-18	1	100%	0	0%	0	0%	
2016-17	7	88%	1	13%	0	0%	
2014-15	5	83%	1	17%	0	0%	
2013-14	3	100%	0	0%	0	0%	
Total	16	89%	2	11%	0	0%	

Job Location									
		MHCC District		Portland		In State		Out of State	
2017-18	0	0%	1	100%	0	0%	0	0%	
2016-17	0	0%	7	88%	1	13%	0	0%	
2014-15	2	33%	3	50%	1	17%	0	0%	
2013-14	0	0%	2	67%	1	33%	0	0%	
Total	2	11%	13	72%	3	17%	0	0%	

Time Position Obtained (Relative to Award)							
		Before		During		After	
2017-18	0	0%	0	0%	1	100%	
2016-17	1	13%	5	63%	2	25%	
2014-15	1	17%	3	50%	2	33%	
2013-14	0	0%	2	67%	1	33%	
Total	2	11%	10	56%	6	33%	

Number Of Jobs									
		1 Job		2 Jobs		3 Jobs		4+ Jobs	
2017-18	1	100%	0	0%	0	0%	0	0%	
2016-17	8	100%	0	0%	0	0%	0	0%	
2014-15	6	100%	0	0%	0	0%	0	0%	
2013-14	3	100%	0	0%	0	0%	0	0%	
Total	18	100%	0	0%	0	0%	0	0%	

Related to Degree									
		Directly		Partially		Not			
2017-18	0	0%	1	####	0	0%			
2016-17	7	88%	1	13%	0	0%			
2014-15	6	100%	0	0%	0	0%			
2013-14	2	67%	0	0%	1	33%			
Total	15	83%	2	11%	1	6%			

Automotive Chrysler MCAP/Import/Subaru - Job Seekers

Seeking Employment					Seeking Full Time / Part Time						Seeking Work Related to Degree								
		Yes		No				Full Time		Part Time				Related		Not Related		Either	
2017-18	0	0%	1	100%	2017-18	0	0	0	0	0	0	2017-18	0	0	0	0	0	0	0
2016-17	2	25%	6	75%	2016-17	2	100%	0	0%	0	0%	2016-17	2	100%	0	0%	0	0%	0
2014-15	1	17%	5	83%	2014-15	1	100%	0	0%	0	0%	2014-15	1	100%	0	0%	0	0%	0
2013-14	1	33%	2	67%	2013-14	1	100%	0	0%	0	0%	2013-14	1	100%	0	0%	0	0%	0
Total	4	22%	14	78%	Total	4	100%	0	0%	0	0%	Total	4	100%	0	0%	0	0%	0

Job Seeking Location									
		MHCC District		Portland		In State		Out of State	
		0	#Num!	0	#Num!	0	#Num!	0	#Num!
2017-18	0	20%	2	40%	1	20%	1	20%	
2016-17	1	20%	2	40%	1	20%	1	20%	
2014-15	0	0%	1	100%	0	0%	0	0%	
2013-14	0	0%	0	0%	0	0%	1	100%	
Total	1	14%	3	43%	1	14%	2	29%	

Job Placement Services									
		Not Aware More Info		Not Aware Not Needed		Aware Used		Aware Not Used	
2017-18	0	0	0	0	0	0	0	0	0
2016-17	1	50%	1	50%	0	0%	0	0%	0
2014-15	6	100%	0	0%	0	0%	0	0%	0
2013-14	3	100%	0	0%	0	0%	0	0%	0
Total	10	91%	1	9%	0	0%	0	0%	0

Automotive Chrysler MCAP/Import/Subaru - Education

Continuing Education Status										Continuing Education Where											
		Continuing		Applying		Future Plans		Finished				MHCC		Other 2-Year		4- Year		Applied		Not Applied	
2017-18	0	0%	0	0%	1	100%	0	0%	2017-18	0	0%	0	0%	0	0%	0	0%	0	0%	1	100%
2016-17	1	13%	1	13%	4	50%	2	25%	2016-17	1	17%	0	0%	0	0%	0	0%	0	0%	5	83%
2014-15	0	0%	0	0%	2	33%	4	67%	2014-15	0	0%	0	0%	0	0%	0	0%	0	0%	2	100%
2013-14	1	33%	0	0%	0	0%	2	67%	2013-14	1	100%	0	0%	0	0%	0	0%	0	0%	0	0%
Total	2	11%	1	6%	7	39%	8	44%	Total	2	20%	0	0%	0	0%	0	0%	0	0%	8	80%

Automotive Chrysler MCAP/Import/Subaru - Response Rates by Degree

Associate of Applied Science - Automotive Technology

Grad Year	Total Graduates	Total Contacted	Total Respondents	Response Rate
2015-16	1	1	0	0.00%
2013-14	4	4	2	50.00%
Total	5	5	2	40.00%

Associate of Applied Science - Chrysler CAP Automotive Technology

Grad Year	Total Graduates	Total Contacted	Total Respondents	Response Rate
2017-18	1	1	0	0.00%
2016-17	2	2	0	0.00%
2014-15	1	1	0	0.00%
Total	4	4	0	0.00%

Associate of Applied Science - Import Automotive Technology

Grad Year	Total Graduates	Total Contacted	Total Respondents	Response Rate
2017-18	1	1	0	0.00%
2016-17	4	4	2	50.00%
2014-15	4	4	3	75.00%
2013-14	1	1	1	100.00%
Total	10	10	6	60.00%

Associate of Applied Science - Honda PACT Automotive Technology

Grad Year	Total Graduates	Total Contacted	Total Respondents	Response Rate
2017-18	1	1	1	100.00%
2014-15	4	4	3	75.00%
Total	5	5	4	80.00%

Certificate - Automotive Technology - Light Repair

Grad Year	Total Graduates	Total Contacted	Total Respondents	Response Rate
2013-14	1	1	1	100.00%
Total	1	1	1	100.00%

Totals for Automotive Chrysler MCAP/Import/Subaru

Total	25	25	13	52.00%
--------------	-----------	-----------	-----------	---------------

Note: Totals may not match Program Total Data Tables. Students with multiple awards are counted in each award earned.

Automotive Chrysler MCAP/Import/Subaru

Associate of Applied Science - Automotive Technology

Employment

Grad Year	Employed		Number of Jobs				Related to Degree			Job Location				Time Position Obtained			Independent Contractor		Hours per Week			Calculated Salary			Salary Change		
	Yes	No	1	2	3	4+	Directly	Partially	Not	MHCC District	Portland	In-State	Out-of-State	Before Starting	While Attending	After Award	Yes	No	Avg. Hours	# Full-Time	# Part-Time	Avg. Salary	Min. Salary	Max. Salary	Increase	No Change	Decrease
2013-14	2	0	2	0	0	0	1	0	1	0	1	1	0	0	1	1	0	2	45.00	1	0	\$17.88	\$17.00	\$18.75	2	0	0
	100.00%	0.00%	100.00%	0.00%	0.00%	0.00%	50.00%	0.00%	50.00%	0.00%	50.00%	50.00%	0.00%	0.00%	50.00%	50.00%	0.00%	100.00%							100.00%	0.00%	0.00%
Totals	2	0	2	0	0	0	1	0	1	0	1	1	0	0	1	1	0	2	45.00	1	0	\$17.88	\$17.00	\$18.75	2	0	0
	100.00%	0.00%	100.00%	0.00%	0.00%	0.00%	50.00%	0.00%	50.00%	0.00%	50.00%	50.00%	0.00%	0.00%	50.00%	50.00%	0.00%	100.00%							100.00%	0.00%	0.00%

Job Seeking

Grad Year	Seeking Employment		Seeking FT/PT			Related to Degree			Job Seeking Location				Job Placement Services			
	Yes	No	Full-Time	Part-Time	Either	Related	Not Related	Either	MHCC District	Portland	In-State	Out-of-State	Not Aware More Info	Not Aware Not Needed	Aware Used	Aware Not Used
2013-14	1	1	1	0	0	1	0	0	0	0	0	1	2	0	0	0
	50.00%	50.00%	100.00%	0.00%	0.00%	100.00%	0.00%	0.00%	0.00%	0.00%	100.00%	100.00%	0.00%	0.00%	0.00%	
Totals	1	1	1	0	0	1	0	0	0	0	1	2	0	0	0	
	50.00%	50.00%	100.00%	0.00%	0.00%	100.00%	0.00%	0.00%	0.00%	100.00%	100.00%	0.00%	0.00%	0.00%	0.00%	

Education

Grad Year	Continuing Education Status				Continuing Education Where				
	Continuing	Applying	Future Plans	Finsihed	At MHCC	Other 2Yr College	4Yr University	Currently Applying	Have Not Applied
2013-14	0	0	0	2	0	0	0	0	0
	0.00%	0.00%	0.00%	100.00%					
Totals	0	0	0	2	0	0	0	0	0
	0.00%	0.00%	0.00%	100.00%					

Automotive Chrysler MCAP/Import/Subaru

Associate of Applied Science - Import Automotive Technology

Employment																											
Grad Year	Employed		Number of Jobs				Related to Degree			Job Location				Time Position Obtained			Independent Contractor		Hours per Week			Calculated Salary			Salary Change		
	Yes	No	1	2	3	4+	Directly	Partially	Not	MHCC District	Portland	In-State	Out-of-State	Before Starting	While Attending	After Award	Yes	No	Avg. Hours	# Full-Time	# Part-Time	Avg. Salary	Min. Salary	Max. Salary	Increase	No Change	Decrease
2016-17	2	0	2	0	0	0	2	0	0	0	1	1	0	0	2	0	0	2	40.00	2	0	\$15.96	\$14.42	\$17.50	2	0	0
	100.00%	0.00%	100.00%	0.00%	0.00%	0.00%	100.00%	0.00%	0.00%	0.00%	0.00%	50.00%	50.00%	0.00%	0.00%	100.00%	0.00%	100.00%							100.00%	0.00%	0.00%
2014-15	3	0	3	0	0	0	3	0	0	1	1	1	0	1	1	1	0	2		0	0				2	1	0
	100.00%	0.00%	100.00%	0.00%	0.00%	0.00%	100.00%	0.00%	0.00%	33.33%	33.33%	33.33%	0.00%	33.33%	33.33%	33.33%	0.00%	100.00%							66.67%	33.33%	0.00%
2013-14	1	0	1	0	0	0	1	0	0	0	1	0	0	0	1	0	1	1	40.00	1	0	\$12.50	\$12.50	\$12.50	1	0	0
	100.00%	0.00%	100.00%	0.00%	0.00%	0.00%	100.00%	0.00%	0.00%	0.00%	100.00%	0.00%	0.00%	0.00%	100.00%	0.00%	100.00%							100.00%	0.00%	0.00%	
Totals	6	0	6	0	0	0	6	0	0	1	3	2	0	1	4	1	5	40.00	3	0	\$14.81	\$12.50	\$17.50	5	1	0	
	100.00%	0.00%	100.00%	0.00%	0.00%	0.00%	100.00%	0.00%	0.00%	16.67%	50.00%	33.33%	0.00%	16.67%	66.67%	16.67%	100.00%							83.33%	16.67%	0.00%	

Job Seeking																
Grad Year	Seeking Employment		Seeking FT/PT			Related to Degree			Job Seeking Location				Job Placement Services			
	Yes	No	Full-Time	Part-Time	Either	Related	Not Related	Either	MHCC District	Portland	In-State	Out-of-State	Not Aware More Info	Not Aware Not Needed	Aware Used	Aware Not Used
2016-17	0	2	0	0	0	0	0	0	0	0	0	0	0	0	0	0
	0.00%	100.00%														
2014-15	1	2	1	0	0	1	0	0	0	1	0	0	3	0	0	0
	33.33%	66.67%	100.00%	0.00%	0.00%	100.00%	0.00%	0.00%	0.00%	100.00%	0.00%	0.00%	100.00%	0.00%	0.00%	0.00%
2013-14	0	1	0	0	0	0	0	0	0	0	0	0	1	0	0	0
	0.00%	100.00%											100.00%	0.00%	0.00%	0.00%
Totals	1	5	1	0	0	1	0	0	0	1	0	0	4	0	0	0
	16.67%	83.33%	100.00%	0.00%	0.00%	100.00%	0.00%	0.00%	0.00%	100.00%	0.00%	0.00%	100.00%	0.00%	0.00%	0.00%

Education									
Grad Year	Continuing Education Status				Continuing Education Where				
	Continuing	Applying	Future Plans	Finsihed	At MHCC	Other 2Yr College	4Yr University	Currently Applying	Have Not Applied
2016-17	0	0	1	1	0	0	0	0	1
	0.00%	0.00%	50.00%	50.00%	0.00%	0.00%	0.00%	0.00%	100.00%
2014-15	0	0	1	2	0	0	0	0	1
	0.00%	0.00%	33.33%	66.67%	0.00%	0.00%	0.00%	0.00%	100.00%
2013-14	1	0	0	0	1	0	0	0	0
	100.00%	0.00%	0.00%	0.00%	100.00%	0.00%	0.00%	0.00%	0.00%
Totals	1	0	2	3	1	0	0	0	2
	16.67%	0.00%	33.33%	50.00%	33.33%	0.00%	0.00%	0.00%	66.67%

Automotive Chrysler MCAP/Import/Subaru

Associate of Applied Science - Honda PACT Automotive Technology

Employment																											
Grad Year	Employed		Number of Jobs				Related to Degree			Job Location				Time Position Obtained			Independent Contractor		Hours per Week			Calculated Salary			Salary Change		
	Yes	No	1	2	3	4+	Directly	Partially	Not	MHCC District	Portland	In-State	Out-of-State	Before Starting	While Attending	After Award	Yes	No	Avg. Hours	# Full-Time	# Part-Time	Avg. Salary	Min. Salary	Max. Salary	Increase	No Change	Decrease
2017-18	1	0	1	0	0	0	0	1	0	0	1	0	0	0	0	1	0	1	40.00	1	0	\$28.85	\$28.85	\$28.85	1	0	0
	100.00%	0.00%	100.00%	0.00%	0.00%	0.00%	0.00%	100.00%	0.00%	0.00%	100.00%	0.00%	0.00%	0.00%	0.00%	100.00%	0.00%	100.00%							100.00%	0.00%	0.00%
2014-15	3	0	3	0	0	0	3	0	0	1	2	0	0	0	2	1	0	3	40.00	1	0	\$11.08	\$11.08	\$11.08	3	0	0
	100.00%	0.00%	100.00%	0.00%	0.00%	0.00%	100.00%	0.00%	0.00%	33.33%	66.67%	0.00%	0.00%	0.00%	66.67%	33.33%	0.00%	100.00%							100.00%	0.00%	0.00%
Totals	4	0	4	0	0	0	3	1	0	1	3	0	0	0	2	2	0	4	40.00	2	0	\$19.96	\$11.08	\$28.85	4	0	0
	100.00%	0.00%	100.00%	0.00%	0.00%	0.00%	75.00%	25.00%	0.00%	25.00%	75.00%	0.00%	0.00%	0.00%	50.00%	50.00%	0.00%	100.00%							100.00%	0.00%	0.00%

Job Seeking																
Grad Year	Seeking Employment		Seeking FT/PT			Related to Degree			Job Seeking Location				Job Placement Services			
	Yes	No	Full-Time	Part-Time	Either	Related	Not Related	Either	MHCC District	Portland	In-State	Out-of-State	Not Aware More Info	Not Aware Not Needed	Aware Used	Aware Not Used
2017-18	0	1	0	0	0	0	0	0	0	0	0	0	0	0	0	0
	0.00%	100.00%														
2014-15	0	3	0	0	0	0	0	0	0	0	0	0	3	0	0	0
	0.00%	100.00%											100.00%	0.00%	0.00%	0.00%
Totals	0	4	0	0	0	0	0	0	0	0	0	0	3	0	0	0
	0.00%	100.00%											100.00%	0.00%	0.00%	0.00%

Education									
Grad Year	Continuing Education Status				Continuing Education Where				
	Continuing	Applying	Future Plans	Finsihed	At MHCC	Other 2Yr College	4Yr University	Currently Applying	Have Not Applied
2017-18	0	0	1	0	0	0	0	0	1
	0.00%	0.00%	100.00%	0.00%	0.00%	0.00%	0.00%	0.00%	100.00%
2014-15	0	0	1	2	0	0	0	0	1
	0.00%	0.00%	33.33%	66.67%	0.00%	0.00%	0.00%	0.00%	100.00%
Totals	0	0	2	2	0	0	0	0	2
	0.00%	0.00%	50.00%	50.00%	0.00%	0.00%	0.00%	0.00%	100.00%

Automotive Chrysler MCAP/Import/Subaru

Certificate - Automotive Technology - Light Repair

Employment																											
Grad Year	Employed		Number of Jobs				Related to Degree			Job Location				Time Position Obtained			Independent Contractor		Hours per Week			Calculated Salary			Salary Change		
	Yes	No	1	2	3	4+	Directly	Partially	Not	MHCC District	Portland	In-State	Out-of-State	Before Starting	While Attending	After Award	Yes	No	Avg. # Full-Hours	# Part-Time	Avg. Salary	Min. Salary	Max. Salary	Increase	No Change	Decrease	
2013-14	1	0	1	0	0	0	1	0	0	0	0	1	0	0	1	0	0	1	0	0	\$17.00	\$17.00	\$17.00	1	0	0	
	100.00%	0.00%	100.00%	0.00%	0.00%	0.00%	100.00%	0.00%	0.00%	0.00%	0.00%	100.00%	0.00%	0.00%	100.00%	0.00%	0.00%	100.00%	0.00%	0.00%	0.00%	0.00%	0.00%	100.00%	0.00%	0.00%	
Totals	1	0	1	0	0	0	1	0	0	0	0	1	0	0	1	0	0	1	0	0	\$17.00	\$17.00	\$17.00	1	0	0	
	100.00%	0.00%	100.00%	0.00%	0.00%	0.00%	100.00%	0.00%	0.00%	0.00%	0.00%	100.00%	0.00%	0.00%	100.00%	0.00%	0.00%	100.00%	0.00%	0.00%	0.00%	0.00%	0.00%	100.00%	0.00%	0.00%	

Job Seeking																
Grad Year	Seeking Employment		Seeking FT/PT			Related to Degree			Job Seeking Location				Job Placement Services			
	Yes	No	Full-Time	Part-Time	Either	Related	Not Related	Either	MHCC District	Portland	In-State	Out-of-State	Not Aware More Info	Not Aware Not Needed	Aware Used	Aware Not Used
2013-14	1	0	1	0	0	1	0	0	0	0	0	1	1	0	0	0
	100.00%	0.00%	100.00%	0.00%	0.00%	100.00%	0.00%	0.00%	0.00%	0.00%	100.00%	100.00%	0.00%	0.00%	0.00%	
Totals	1	0	1	0	0	1	0	0	0	0	1	1	0	0	0	
	100.00%	0.00%	100.00%	0.00%	0.00%	100.00%	0.00%	0.00%	0.00%	0.00%	100.00%	100.00%	0.00%	0.00%	0.00%	

Education									
Grad Year	Continuing Education Status				Continuing Education Where				
	Continuing	Applying	Future Plans	Finsihed	At MHCC	Other 2Yr College	4Yr University	Currently Applying	Have Not Applied
2013-14	0	0	0	1	0	0	0	0	0
	0.00%	0.00%	0.00%	100.00%	0	0	0	0	0
Totals	0	0	0	1	0	0	0	0	0
	0.00%	0.00%	0.00%	100.00%	0	0	0	0	0

Automotive Chrysler MCAP/Import/Subaru

List of Employers

UPS

All About Automotive inc.

Dick's Country Dodge Chrysler Jeep

Freeman motor co

Freeman motors

Microsoft via Kelly Services (contract)

NW Natural

Portland Motor Works

Superior Automotive Service

Tonkin Gresham Honda

Town & Country Honda of Gladstone

trackforged INC