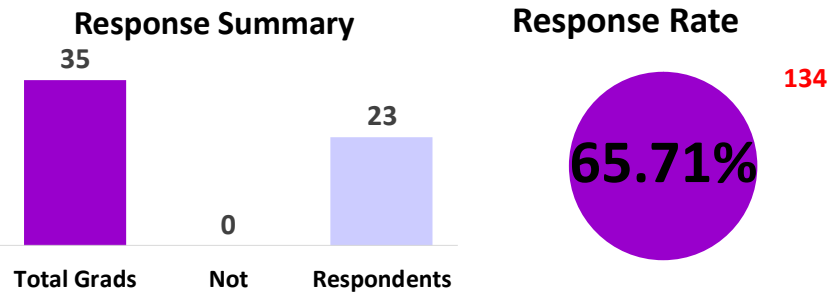
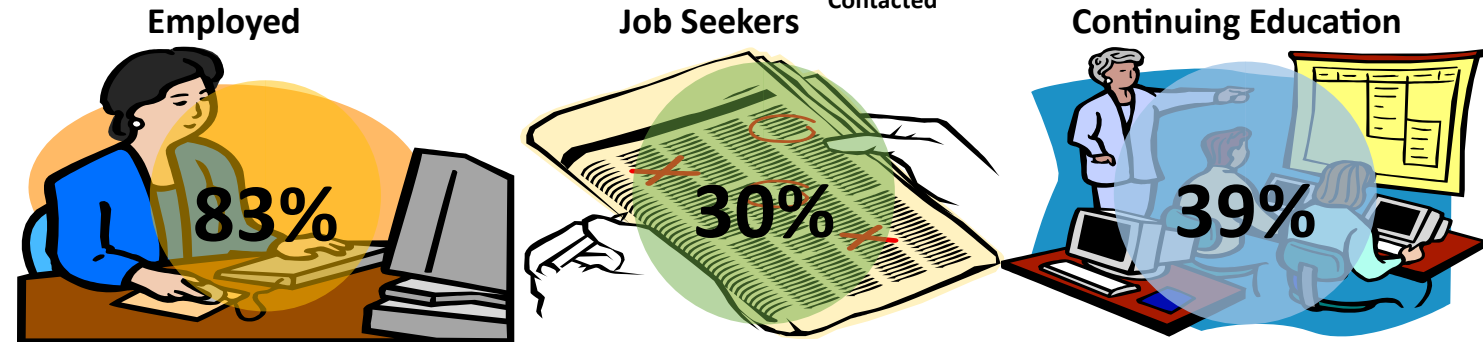
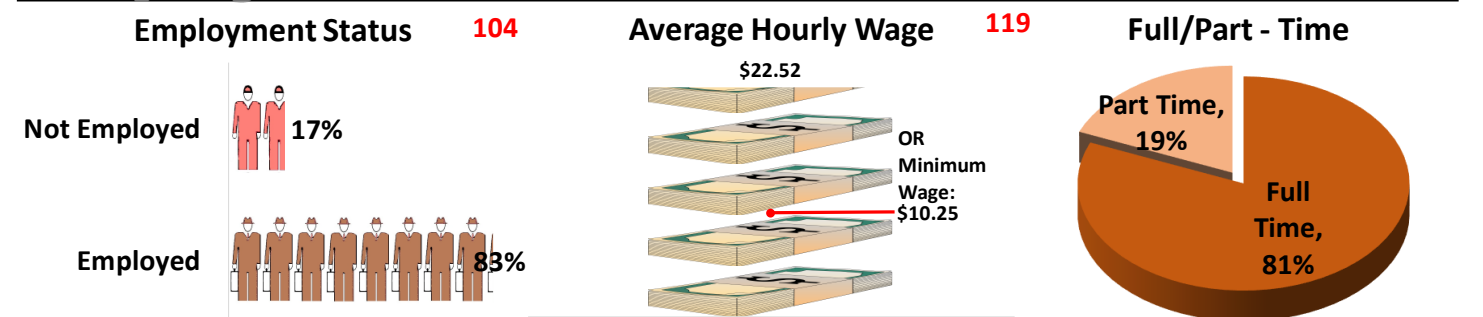


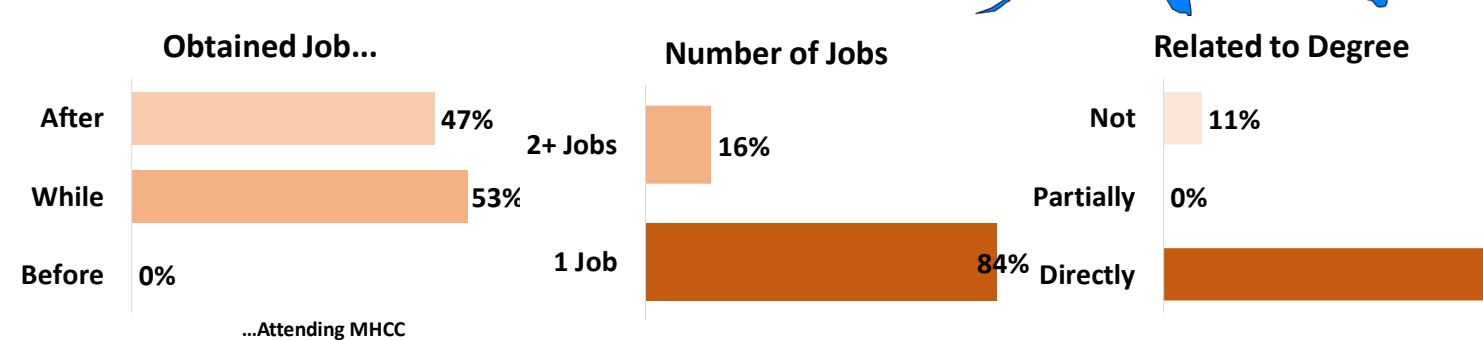
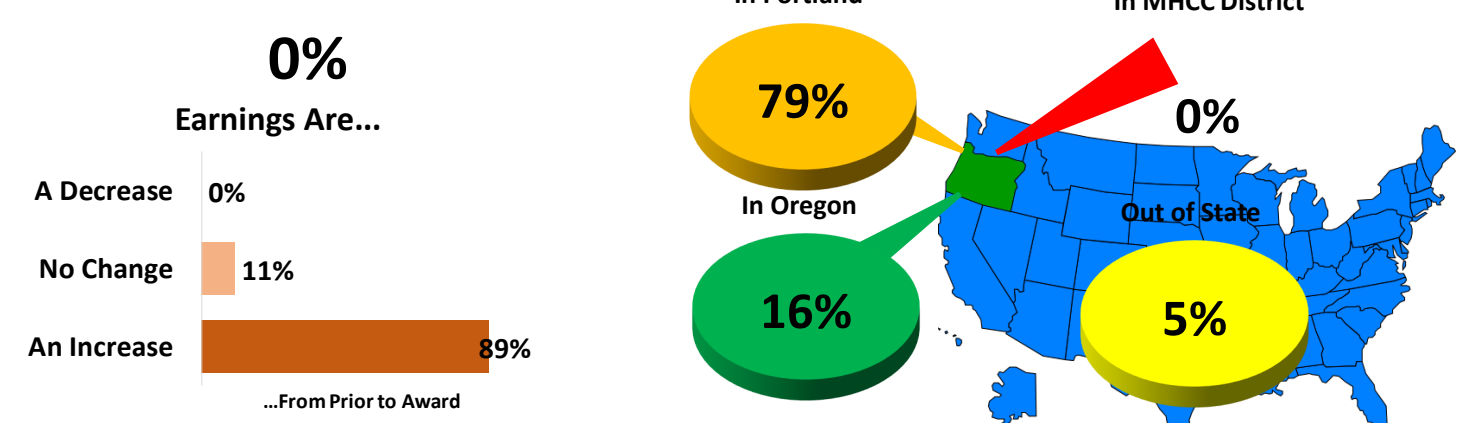
## At a Glance...



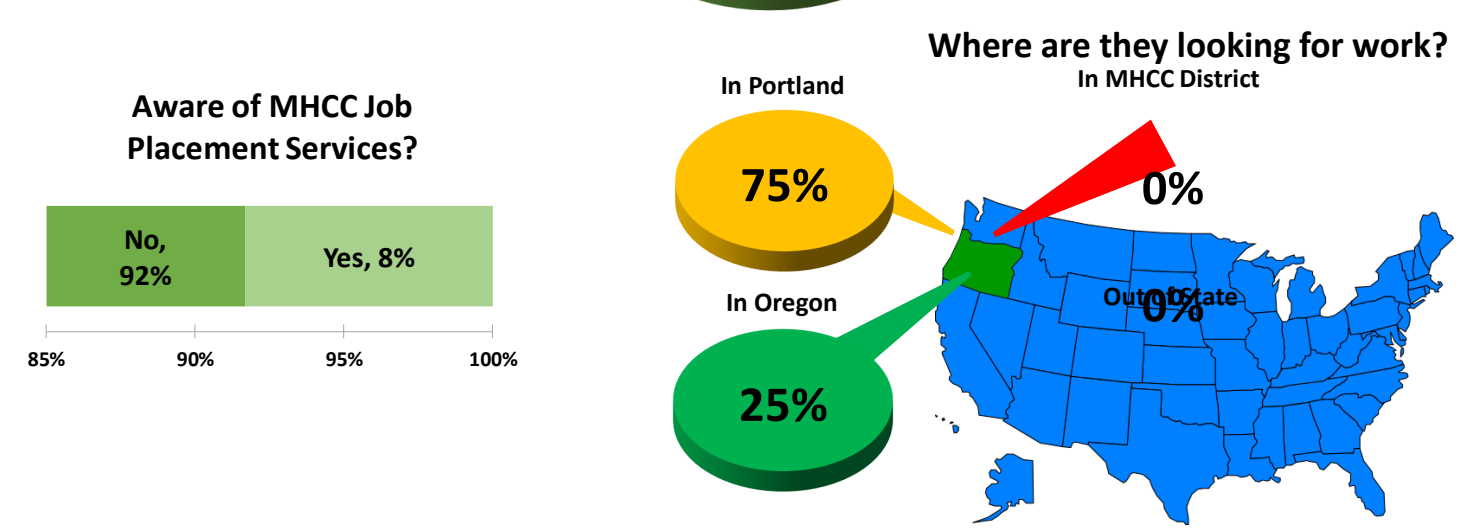
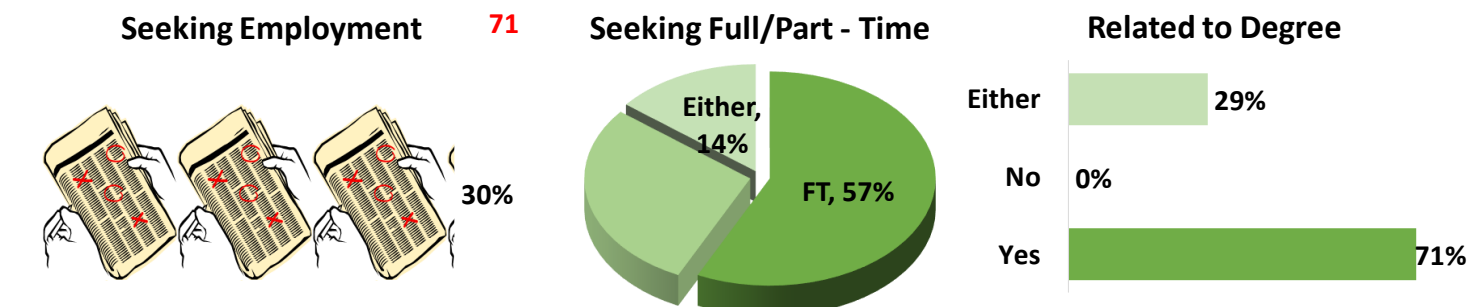
### Employed Respondents Indicating They Had At Least One Job: 19



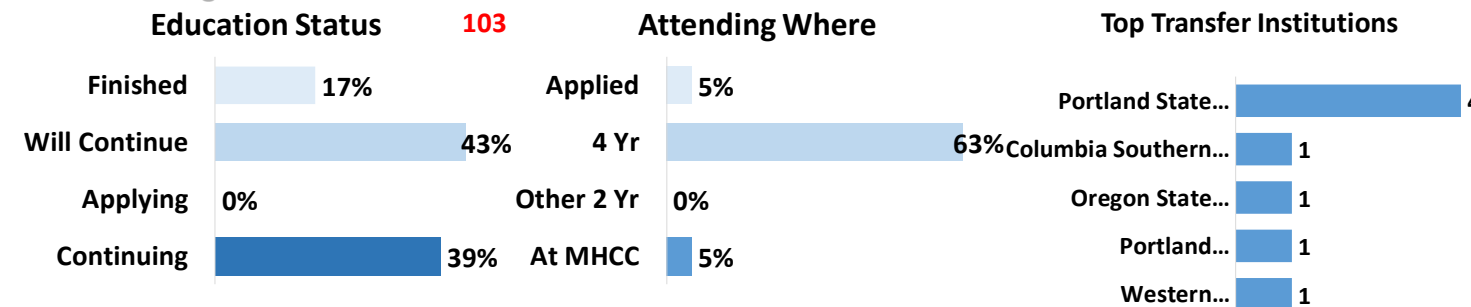
### Percent Self Employed / Independent Contractor: 0%




## Job Seekers Respondents Indicating They Are Looking for Work: 7



## Continuing Education Respondents Indicating They Are Continuing Education: 9

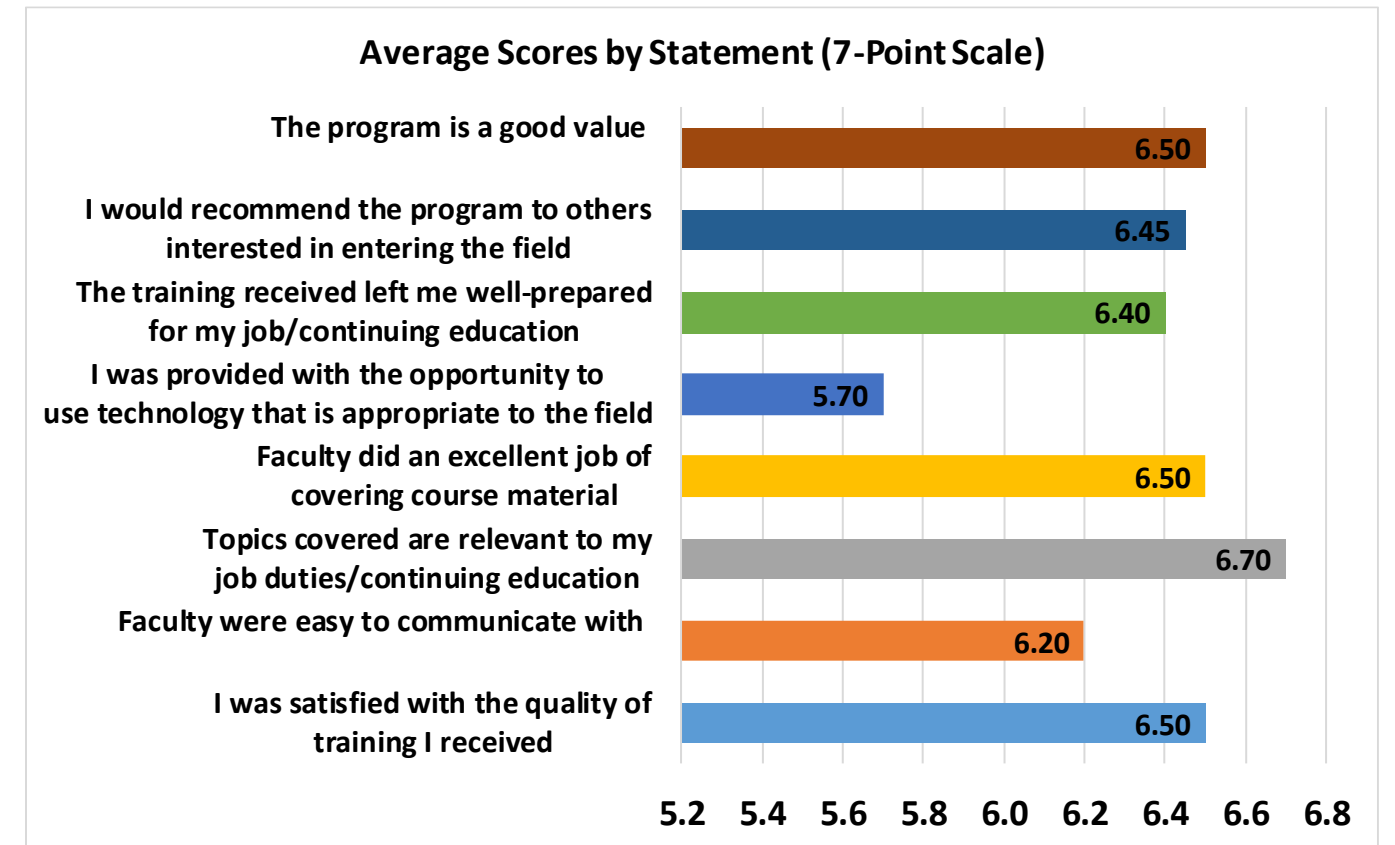


## Other Information



# Program-specific Questions

Question	Average	Distribution
I was satisfied with the quality of training I received	6.50	
Faculty were easy to communicate with	6.20	
Topics covered are relevant to my job duties/continuing education	6.70	
Faculty did an excellent job of covering course material	6.50	
I was provided with the opportunity to use technology that is appropriate to the field	5.70	
The training received left me well-prepared for my job/continuing education	6.40	
I would recommend the program to others interested in entering the field	6.45	
The program is a good value	6.50	



# Environmental, Health & Safety

## List of Employers

Amazon

Metro

Metro Regional Government

NFN Investments LLC

NFN Investments, LLC

Northwest Resources

Portland construction solutions

Portland General Electric

Portland Public Schools

Sapa Extrusions America inc

TEC Equipment

TEC Equipment, Inc.

## Environmental, Health & Safety: Question 1

### Was there a specific course (or courses) that you considered more valuable than others?

- \* The classes that covered specific regulations and regulatory bodies were particularly useful (like Kerry Cooley's class, which provided the OSHA 30hr, and Jay Collins' classes on environmental regulations). Most of the other courses were also useful and p
- \* Environmental Regulations class has been the most helpful.
- \* Safety and Health Standards and Laws course has been the most referenced tool I use day to day.
- \* The chemistry professors (CH104-106 and CH221) were difficult, but very supportive and have allowed me to succeed and keep up at PSU.
- \* I love all my courses!!
- \* I considered the higher level courses more valuable than those that were not

**Are there any new tools, applications, or standards the SHS Program should be teaching?**

\* I am glad the program is now being called Environmental, Health, and Safety. Maybe a class on ISO programs (ISO14001, OHSAS18001/ISO45001). It would be really helpful for students to at least have a background in these, and if they can become lead auditor

\* Not at this time.

\* No.

\* I received my associates of arts and did not focus on the sustainability program because the adviser was too difficult to get reach.

\* I think Computer skill like excel and powerpoint is important too. It make life easier.

\* I did not know about that program.

**Are there specific topics or subjects that the SHS Program did not cover (or provided too little detail) that would have been useful/beneficial in you current job/cont. education?**

- \* See above regarding ISO standards. Maybe even more emphasis on stormwater, since that's been a big thing recently.
- \* Not Applicable
- \* No.
- \* NA
- \* I can't think of it.
- \* I did not know this program existed

# Data Tables for: Environmental, Health & Safety

## Environmental, Health & Safety - Employment

Employment Status					Hours Worked per Week And Full Time / Part Time Status								Calculated Hourly Wages					Independent Contractor / Self Employed								
		Employed		Not Employed				Avg Hours	Min	Max	Full Time		Part Time				Avg Wage	Min	Max	5% Trimmed Avg Wage			Yes		No	
2017-18	5	83%	1	17%	2017-18	35.00	20	40	3	75%	1	25%	2017-18	\$21.72	\$15.00	\$27.19	\$21.80	2017-18	0	0%	5	100%				
2016-17	6	100%	0	0%	2016-17	40.00	30	45	3	75%	1	25%	2016-17	\$26.63	\$18.59	\$30.77	\$26.85	2016-17	0	0%	6	100%				
2015-16	3	100%	0	0%	2015-16	33.33	20	40	2	67%	1	33%	2015-16	\$21.95	\$17.59	\$26.25		2015-16	0	0%	3	100%				
2014-15	4	67%	2	33%	2014-15	45.00	40	60	4	100%	0	0%	2014-15	\$17.55	\$14.42	\$19.23	\$17.63	2014-15	0	0%	4	100%				
2013-14	1	50%	1	50%	2013-14	40.00	40	40	1	100%	0	0%	2013-14	\$32.00	\$32.00	\$32.00		2013-14	0	0%	1	100%				
Total	19	83%	4	17%	Total	38.75	20	60	13	81%	3	19%	Total	\$22.59	\$14.42	\$32.00	\$23.03	Total	0	0%	19	100%				

Salary Change from Prior to Award							
		Increase		No Change		Decrease	
2017-18	4	80%	1	20%	0	0%	
2016-17	6	100%	0	0%	0	0%	
2015-16	3	100%	0	0%	0	0%	
2014-15	3	75%	1	25%	0	0%	
2013-14	1	100%	0	0%	0	0%	
Total	17	89%	2	11%	0	0%	

Job Location									
		MHCC District		Portland		In State		Out of State	
2017-18	0	0%	3	60%	1	20%	1	20%	
2016-17	0	0%	6	100%	0	0%	0	0%	
2015-16	0	0%	3	100%	0	0%	0	0%	
2014-15	0	0%	2	50%	2	50%	0	0%	
2013-14	0	0%	1	100%	0	0%	0	0%	
Total	0	0%	15	79%	3	16%	1	5%	

Time Position Obtained (Relative to Award)							
		Before		During		After	
2017-18	0	0%	0	0%	5	100%	
2016-17	0	0%	5	83%	1	17%	
2015-16	0	0%	3	####	0	0%	
2014-15	0	0%	2	50%	2	50%	
2013-14	0	0%	0	0%	1	100%	
Total	0	0%	10	53%	9	47%	

Number Of Jobs									
		1 Job		2 Jobs		3 Jobs		4+ Jobs	
2017-18	4	80%	1	20%	0	0%	0	0%	
2016-17	5	83%	1	17%	0	0%	0	0%	
2015-16	3	100%	0	0%	0	0%	0	0%	
2014-15	3	75%	1	25%	0	0%	0	0%	
2013-14	1	100%	0	0%	0	0%	0	0%	
Total	16	84%	3	16%	0	0%	0	0%	

Related to Degree									
		Directly		Partially		Not			
2017-18	4	80%	0	0%	1	20%			
2016-17	6	100%	0	0%	0	0%			
2015-16	3	100%	0	0%	0	0%			
2014-15	3	75%	0	0%	1	25%			
2013-14	1	100%	0	0%	0	0%			
Total	17	89%	0	0%	2	11%			

**Environmental, Health & Safety - Job Seekers**

Seeking Employment					Seeking Full Time / Part Time						Seeking Work Related to Degree							
	Yes		No			Full Time		Part Time		Either			Related		Not Related		Either	
2017-18	1	17%	5	83%	2017-18	0	0%	1	100%	0	0%	2017-18	1	100%	0	0%	0	0%
2016-17	2	33%	4	67%	2016-17	1	50%	1	50%	0	0%	2016-17	2	100%	0	0%	0	0%
2015-16	1	33%	2	67%	2015-16	1	100%	0	0%	0	0%	2015-16	1	100%	0	0%	0	0%
2014-15	1	17%	5	83%	2014-15	0	0%	0	0%	1	100%	2014-15	0	0%	0	0%	1	100%
2013-14	2	100%	0	0%	2013-14	2	100%	0	0%	0	0%	2013-14	1	50%	0	0%	1	50%
<b>Total</b>	<b>7</b>	<b>30%</b>	<b>16</b>	<b>70%</b>	<b>Total</b>	<b>4</b>	<b>57%</b>	<b>2</b>	<b>29%</b>	<b>1</b>	<b>14%</b>	<b>Total</b>	<b>5</b>	<b>71%</b>	<b>0</b>	<b>0%</b>	<b>2</b>	<b>29%</b>

Job Seeking Location					Job Placement Services												
	MHCC District		Portland		In State		Out of State			Not Aware More Info		Not Aware Not Needed		Aware Used		Aware Not Used	
2017-18	0	0%	1	100%	0	0%	0	0%	2017-18	0	0%	1	100%	0	0%	0	0%
2016-17	0	0%	2	67%	1	33%	0	0%	2016-17	1	50%	0	0%	0	0%	1	50%
2015-16	0	0%	0	0%	1	100%	0	0%	2015-16	0	0%	1	100%	0	0%	0	0%
2014-15	0	0%	1	100%	0	0%	0	0%	2014-15	6	100%	0	0%	0	0%	0	0%
2013-14	0	0%	2	100%	0	0%	0	0%	2013-14	2	100%	0	0%	0	0%	0	0%
<b>Total</b>	<b>0</b>	<b>0%</b>	<b>6</b>	<b>75%</b>	<b>2</b>	<b>25%</b>	<b>0</b>	<b>0%</b>	<b>Total</b>	<b>9</b>	<b>75%</b>	<b>2</b>	<b>17%</b>	<b>0</b>	<b>0%</b>	<b>1</b>	<b>8%</b>

**Environmental, Health & Safety - Education**

Continuing Education Status					Continuing Education Where														
	Continuing		Applying		Future Plans		Finished			MHCC		Other 2-Year		4- Year		Applied		Not Applied	
2017-18	3	50%	0	0%	3	50%	0	0%	2017-18	0	0%	0	0%	6	100%	0	0%	0	0%
2016-17	2	33%	0	0%	3	50%	1	17%	2016-17	0	0%	0	0%	3	60%	0	0%	2	40%
2015-16	1	33%	0	0%	1	33%	1	33%	2015-16	0	0%	0	0%	1	50%	0	0%	1	50%
2014-15	3	50%	0	0%	2	33%	1	17%	2014-15	1	20%	0	0%	2	40%	0	0%	2	40%
2013-14	0	0%	0	0%	1	50%	1	50%	2013-14	0	0%	0	0%	0	0%	1	100%	0	0%
<b>Total</b>	<b>9</b>	<b>39%</b>	<b>0</b>	<b>0%</b>	<b>10</b>	<b>43%</b>	<b>4</b>	<b>17%</b>	<b>Total</b>	<b>1</b>	<b>5%</b>	<b>0</b>	<b>0%</b>	<b>12</b>	<b>63%</b>	<b>1</b>	<b>5%</b>	<b>5</b>	<b>26%</b>

Transfer Institutions		
University	Attending	Applied
Columbia Southern University	1	0
Oregon State University	1	0
Portland Community College	1	0
Portland State University	4	1
Western Washington Univeristy	1	0



**Environmental, Health & Safety**

**Associate of Science - Environmental Science Management - Environmental Studies**

**Employment**

Grad Year	Employed		Number of Jobs				Related to Degree			Job Location				Time Position Obtained			Independent Contractor		Hours per Week			Calculated Salary			Salary Change		
	Yes	No	1	2	3	4+	Directly	Partially	Not	MHCC District	Portland	In-State	Out-of-State	Before Starting	While Attending	After Award	Yes	No	Avg. Hours	# Full-Time	# Part-Time	Avg. Salary	Min. Salary	Max. Salary	Increase	No Change	Decrease
2017-18	0 0.00%	1 100.00%	0	0	0	0	0	0	0	0	0	0	0	0	0	0	0	0	0	0	0				0	0	0
<b>Totals</b>	<b>0</b> 0.00%	<b>1</b> 100.00%	<b>0</b>	<b>0</b>	<b>0</b>	<b>0</b>	<b>0</b>	<b>0</b>	<b>0</b>	<b>0</b>	<b>0</b>	<b>0</b>	<b>0</b>	<b>0</b>	<b>0</b>	<b>0</b>	<b>0</b>	<b>0</b>	<b>0</b>	<b>0</b>	<b>0</b>				<b>0</b>	<b>0</b>	<b>0</b>

**Job Seeking**

Grad Year	Seeking Employment		Seeking FT/PT			Related to Degree			Job Seeking Location				Job Placement Services			
	Yes	No	Full-Time	Part-Time	Either	Related	Not Related	Either	MHCC District	Portland	In-State	Out-of-State	Not Aware More Info	Not Aware Not Needed	Aware Used	Aware Not Used
2017-18	0 0.00%	1 100.00%	0	0	0	0	0	0	0	0	0	0	0	0	0	0
<b>Totals</b>	<b>0</b> 0.00%	<b>1</b> 100.00%	<b>0</b>	<b>0</b>	<b>0</b>	<b>0</b>	<b>0</b>	<b>0</b>	<b>0</b>	<b>0</b>	<b>0</b>	<b>0</b>	<b>0</b>	<b>0</b>	<b>0</b>	<b>0</b>

**Education**

Grad Year	Continuing Education Status				Continuing Education Where				
	Continuing	Applying	Future Plans	Finsihed	At MHCC	Other 2Yr College	4Yr University	Currently Applying	Have Not Applied
2017-18	1 100.00%	0 0.00%	0 0.00%	0 0.00%	0 0.00%	0 0.00%	1 100.00%	0 0.00%	0 0.00%
<b>Totals</b>	<b>1</b> 100.00%	<b>0</b> 0.00%	<b>0</b> 0.00%	<b>0</b> 0.00%	<b>0</b> 0.00%	<b>0</b> 0.00%	<b>1</b> 100.00%	<b>0</b> 0.00%	<b>0</b> 0.00%



Employment																											
Grad Year	Employed		Number of Jobs				Related to Degree			Job Location				Time Position Obtained			Independent Contractor		Hours per Week			Calculated Salary			Salary Change		
	Yes	No	1	2	3	4+	Directly	Partially	Not	MHCC District	Portland	In-State	Out-of-State	Before Starting	While Attending	After Award	Yes	No	Avg. Hours	# Full-Time	# Part-Time	Avg. Salary	Min. Salary	Max. Salary	Increase	No Change	Decrease
2017-18	3	0	2	1	0	0	3	0	0	0	2	0	1	0	0	3	0	3	40.00	2	0	\$22.36	\$21.63	\$23.08	3	0	0
	100.00%	0.00%	66.67%	33.33%	0.00%	0.00%	100.00%	0.00%	0.00%	0.00%	66.67%	0.00%	33.33%	0.00%	0.00%	100.00%	0.00%	100.00%							100.00%	0.00%	0.00%
2016-17	1	0	1	0	0	0	1	0	0	0	1	0	0	0	1	0	0	1	45.00	1	0	\$30.77	\$30.77	\$30.77	1	0	0
	100.00%	0.00%	100.00%	0.00%	0.00%	0.00%	100.00%	0.00%	0.00%	0.00%	100.00%	0.00%	0.00%	0.00%	100.00%	0.00%	0.00%	0.00%							100.00%	0.00%	0.00%
2015-16	1	0	1	0	0	0	1	0	0	0	1	0	0	0	1	0	0	1	40.00	1	0	\$26.25	\$26.25	\$26.25	1	0	0
	100.00%	0.00%	100.00%	0.00%	0.00%	0.00%	100.00%	0.00%	0.00%	0.00%	100.00%	0.00%	0.00%	0.00%	100.00%	0.00%	0.00%	0.00%							100.00%	0.00%	0.00%
2014-15	4	2	3	1	0	0	3	0	1	0	2	2	0	0	2	2	0	4	45.00	4	0	\$17.55	\$14.42	\$19.23	3	1	0
	66.67%	33.33%	75.00%	25.00%	0.00%	0.00%	75.00%	0.00%	25.00%	0.00%	50.00%	50.00%	0.00%	0.00%	50.00%	50.00%	0.00%	100.00%							75.00%	25.00%	0.00%
2013-14	1	1	1	0	0	0	1	0	0	0	1	0	0	0	0	1	0	1	40.00	1	0	\$32.00	\$32.00	\$32.00	1	0	0
	50.00%	50.00%	100.00%	0.00%	0.00%	0.00%	100.00%	0.00%	0.00%	0.00%	100.00%	0.00%	0.00%	0.00%	0.00%	100.00%	0.00%	100.00%							100.00%	0.00%	0.00%
<b>Totals</b>	<b>10</b>	<b>3</b>	<b>8</b>	<b>2</b>	<b>0</b>	<b>0</b>	<b>9</b>	<b>0</b>	<b>1</b>	<b>0</b>	<b>7</b>	<b>2</b>	<b>1</b>	<b>0</b>	<b>4</b>	<b>6</b>	<b>0</b>	<b>10</b>	<b>42.78</b>	<b>9</b>	<b>0</b>	<b>\$22.66</b>	<b>\$14.42</b>	<b>\$32.00</b>	<b>9</b>	<b>1</b>	<b>0</b>
	76.92%	23.08%	80.00%	20.00%	0.00%	0.00%	90.00%	0.00%	10.00%	0.00%	70.00%	20.00%	10.00%	0.00%	40.00%	60.00%	0.00%	100.00%							90.00%	10.00%	0.00%

Job Seeking																
Grad Year	Seeking Employment		Seeking FT/PT			Related to Degree			Job Seeking Location				Job Placement Services			
	Yes	No	Full-Time	Part-Time	Either	Related	Not Related	Either	MHCC District	Portland	In-State	Out-of-State	Not Aware More Info	Not Aware Not Needed	Aware Used	Aware Not Used
2017-18	0	3	0	0	0	0	0	0	0	0	0	0	0	0	0	0
	0.00%	100.00%														
2016-17	0	1	0	0	0	0	0	0	0	0	0	0	0	0	0	0
	0.00%	100.00%														
2015-16	0	1	0	0	0	0	0	0	0	0	0	0	0	0	0	0
	0.00%	100.00%														
2014-15	1	5	0	0	1	0	0	1	0	1	0	0	6	0	0	0
	16.67%	83.33%	0.00%	0.00%	100.00%	0.00%	0.00%	100.00%	0.00%	100.00%	0.00%	0.00%	100.00%	0.00%	0.00%	0.00%
2013-14	2	0	2	0	0	1	0	1	0	2	0	0	2	0	0	0
	100.00%	0.00%	100.00%	0.00%	0.00%	50.00%	0.00%	50.00%	0.00%	100.00%	0.00%	0.00%	100.00%	0.00%	0.00%	0.00%
<b>Totals</b>	<b>3</b>	<b>10</b>	<b>2</b>	<b>0</b>	<b>1</b>	<b>1</b>	<b>0</b>	<b>2</b>	<b>0</b>	<b>3</b>	<b>0</b>	<b>0</b>	<b>8</b>	<b>0</b>	<b>0</b>	<b>0</b>
	23.08%	76.92%	66.67%	0.00%	33.33%	33.33%	0.00%	66.67%	0.00%	100.00%	0.00%	0.00%	100.00%	0.00%	0.00%	0.00%

Education										
Grad Year	Continuing Education Status				Continuing Education Where					
	Continuing	Applying	Future Plans	Finsihed	At MHCC	Other 2Yr College	4Yr University	Currently Applying	Have Not Applied	
2017-18	1	0	2	0	0	0	3	0	0	
	33.33%	0.00%	66.67%	0.00%	0.00%	0.00%	100.00%	0.00%	0.00%	
2016-17	0	0	1	0	0	0	1	0	0	
	0.00%	0.00%	100.00%	0.00%	0.00%	0.00%	100.00%	0.00%	0.00%	
2015-16	0	0	1	0	0	0	0	0	1	
	0.00%	0.00%	100.00%	0.00%	0.00%	0.00%	0.00%	0.00%	100.00%	
2014-15	3	0	2	1	1	0	2	0	2	
	50.00%	0.00%	33.33%	16.67%	20.00%	0.00%	40.00%	0.00%	40.00%	
2013-14	0	0	1	1	0	0	0	1	0	
	0.00%	0.00%	50.00%	50.00%	0.00%	0.00%	0.00%	100.00%	0.00%	
<b>Totals</b>	<b>4</b>	<b>0</b>	<b>7</b>	<b>2</b>	<b>1</b>	<b>0</b>	<b>6</b>	<b>1</b>	<b>3</b>	
	30.77%	0.00%	53.85%	15.38%	9.09%	0.00%	54.55%	9.09%	27.27%	

**Environmental, Health & Safety**

**Associate of General Studies - Environmental Science Management - Environmental Science**

<b>Employment</b>																											
Grad Year	Employed		Number of Jobs				Related to Degree			Job Location				Time Position Obtained			Independent Contractor		Hours per Week			Calculated Salary			Salary Change		
	Yes	No	1	2	3	4+	Directly	Partially	Not	MHCC District	Portland	In-State	Out-of-State	Before Starting	While Attending	After Award	Yes	No	Avg. Hours	# Full-Time	# Part-Time	Avg. Salary	Min. Salary	Max. Salary	Increase	No Change	Decrease
2017-18	1	0	1	0	0	0	0	0	1	0	0	1	0	0	0	1	0	1	20.00	0	1	\$15.00	\$15.00	\$15.00	0	1	0
	100.00%	0.00%	100.00%	0.00%	0.00%	0.00%	0.00%	0.00%	100.00%	0.00%	0.00%	100.00%	0.00%	0.00%	0.00%	100.00%	0.00%	100.00%							0.00%	100.00%	0.00%
<b>Totals</b>	<b>1</b>	<b>0</b>	<b>1</b>	<b>0</b>	<b>0</b>	<b>0</b>	<b>0</b>	<b>0</b>	<b>1</b>	<b>0</b>	<b>0</b>	<b>1</b>	<b>0</b>	<b>0</b>	<b>0</b>	<b>1</b>	<b>0</b>	<b>1</b>	<b>20.00</b>	<b>0</b>	<b>1</b>	<b>\$15.00</b>	<b>\$15.00</b>	<b>\$15.00</b>	<b>0</b>	<b>1</b>	<b>0</b>
	100.00%	0.00%	100.00%	0.00%	0.00%	0.00%	0.00%	0.00%	100.00%	0.00%	0.00%	100.00%	0.00%	0.00%	0.00%	100.00%	0.00%	100.00%							0.00%	100.00%	0.00%

<b>Job Seeking</b>																
Grad Year	Seeking Employment		Seeking FT/PT			Related to Degree			Job Seeking Location				Job Placement Services			
	Yes	No	Full-Time	Part-Time	Either	Related	Not Related	Either	MHCC District	Portland	In-State	Out-of-State	Not Aware More Info	Not Aware Not Needed	Aware Used	Aware Not Used
2017-18	1	0	0	1	0	1	0	0	0	1	0	0	0	1	0	0
	100.00%	0.00%	0.00%	100.00%	0.00%	100.00%	0.00%	0.00%	0.00%	100.00%	0.00%	0.00%	0.00%	100.00%	0.00%	0.00%
<b>Totals</b>	<b>1</b>	<b>0</b>	<b>0</b>	<b>1</b>	<b>0</b>	<b>1</b>	<b>0</b>	<b>0</b>	<b>0</b>	<b>1</b>	<b>0</b>	<b>0</b>	<b>0</b>	<b>1</b>	<b>0</b>	
	100.00%	0.00%	0.00%	100.00%	0.00%	100.00%	0.00%	0.00%	0.00%	100.00%	0.00%	0.00%	0.00%	100.00%	0.00%	

<b>Education</b>										
Grad Year	Continuing Education Status				Continuing Education Where					
	Continuing	Applying	Future Plans	Finsihed	At MHCC	Other 2Yr College	4Yr University	Currently Applying	Have Not Applied	
2017-18	1	0	0	0	0	0	1	0	0	
	100.00%	0.00%	0.00%	0.00%	0.00%	0.00%	100.00%	0.00%	0.00%	
<b>Totals</b>	<b>1</b>	<b>0</b>	<b>0</b>	<b>0</b>	<b>0</b>	<b>0</b>	<b>1</b>	<b>0</b>	<b>0</b>	
	100.00%	0.00%	0.00%	0.00%	0.00%	0.00%	100.00%	0.00%	0.00%	

**Environmental, Health & Safety**

**Associate of Science - Environmental Science Management - Environmental Science**

Employment																											
Grad Year	Employed		Number of Jobs				Related to Degree			Job Location				Time Position Obtained			Independent Contractor		Hours per Week			Calculated Salary			Salary Change		
	Yes	No	1	2	3	4+	Directly	Partially	Not	MHCC District	Portland	In-State	Out-of-State	Before Starting	While Attending	After Award	Yes	No	Avg. Hours	# Full-Time	# Part-Time	Avg. Salary	Min. Salary	Max. Salary	Increase	No Change	Decrease
2017-18	1	0	1	0	0	0	0	0	1	0	0	1	0	0	0	1	0	1	20.00	0	1	\$15.00	\$15.00	\$15.00	0	1	0
	100.00%	0.00%	100.00%	0.00%	0.00%	0.00%	0.00%	0.00%	100.00%	0.00%	0.00%	100.00%	0.00%	0.00%	0.00%	100.00%	0.00%	100.00%							0.00%	100.00%	0.00%
<b>Totals</b>	<b>1</b>	<b>0</b>	<b>1</b>	<b>0</b>	<b>0</b>	<b>0</b>	<b>0</b>	<b>0</b>	<b>1</b>	<b>0</b>	<b>0</b>	<b>1</b>	<b>0</b>	<b>0</b>	<b>0</b>	<b>1</b>	<b>0</b>	<b>1</b>	<b>20.00</b>	<b>0</b>	<b>1</b>	<b>\$15.00</b>	<b>\$15.00</b>	<b>\$15.00</b>	<b>0</b>	<b>1</b>	<b>0</b>
	100.00%	0.00%	100.00%	0.00%	0.00%	0.00%	0.00%	0.00%	100.00%	0.00%	0.00%	100.00%	0.00%	0.00%	0.00%	100.00%	0.00%	100.00%							0.00%	100.00%	0.00%

Job Seeking																
Grad Year	Seeking Employment		Seeking FT/PT			Related to Degree			Job Seeking Location				Job Placement Services			
	Yes	No	Full-Time	Part-Time	Either	Related	Not Related	Either	MHCC District	Portland	In-State	Out-of-State	Not Aware More Info	Not Aware Not Needed	Aware Used	Aware Not Used
2017-18	1	0	0	1	0	1	0	0	0	1	0	0	0	1	0	0
	100.00%	0.00%	0.00%	100.00%	0.00%	100.00%	0.00%	0.00%	0.00%	100.00%	0.00%	0.00%	0.00%	100.00%	0.00%	0.00%
<b>Totals</b>	<b>1</b>	<b>0</b>	<b>0</b>	<b>1</b>	<b>0</b>	<b>1</b>	<b>0</b>	<b>0</b>	<b>0</b>	<b>1</b>	<b>0</b>	<b>0</b>	<b>0</b>	<b>1</b>	<b>0</b>	
	100.00%	0.00%	0.00%	100.00%	0.00%	100.00%	0.00%	0.00%	0.00%	100.00%	0.00%	0.00%	0.00%	100.00%	0.00%	

Education									
Grad Year	Continuing Education Status				Continuing Education Where				
	Continuing	Applying	Future Plans	Finsihed	At MHCC	Other 2Yr College	4Yr University	Currently Applying	Have Not Applied
2017-18	1	0	0	0	0	0	1	0	0
	100.00%	0.00%	0.00%	0.00%	0.00%	0.00%	100.00%	0.00%	0.00%
<b>Totals</b>	<b>1</b>	<b>0</b>	<b>0</b>	<b>0</b>	<b>0</b>	<b>0</b>	<b>1</b>	<b>0</b>	<b>0</b>
	100.00%	0.00%	0.00%	0.00%	0.00%	0.00%	100.00%	0.00%	0.00%

# Environmental, Health & Safety

## 1 Year Certificate - Sustainability, Health, and Safety

Employment																											
Grad Year	Employed		Number of Jobs				Related to Degree			Job Location				Time Position Obtained			Independent Contractor		Hours per Week			Calculated Salary			Salary Change		
	Yes	No	1	2	3	4+	Directly	Partially	Not	MHCC District	Portland	In-State	Out-of-State	Before Starting	While Attending	After Award	Yes	No	Avg. Hours	# Full-Time	# Part-Time	Avg. Salary	Min. Salary	Max. Salary	Increase	No Change	Decrease
2017-18	2	0	2	0	0	0	2	0	0	0	1	0	1	0	0	2	0	2	40.00	2	0	\$24.41	\$21.63	\$27.19	2	0	0
	100.00%	0.00%	100.00%	0.00%	0.00%	0.00%	100.00%	0.00%	0.00%	0.00%	50.00%	0.00%	50.00%	0.00%	0.00%	100.00%	0.00%	100.00%							100.00%	0.00%	0.00%
2015-16	3	0	3	0	0	0	3	0	0	0	3	0	0	0	3	0	0	3	33.33	2	1	\$21.95	\$17.59	\$26.25	3	0	0
	100.00%	0.00%	100.00%	0.00%	0.00%	0.00%	100.00%	0.00%	0.00%	0.00%	100.00%	0.00%	0.00%	0.00%	100.00%	0.00%	0.00%	0.00%	100.00%						100.00%	0.00%	0.00%
<b>Totals</b>	<b>5</b>	<b>0</b>	<b>5</b>	<b>0</b>	<b>0</b>	<b>0</b>	<b>5</b>	<b>0</b>	<b>0</b>	<b>0</b>	<b>4</b>	<b>0</b>	<b>1</b>	<b>0</b>	<b>3</b>	<b>2</b>	<b>0</b>	<b>5</b>	<b>36.00</b>	<b>4</b>	<b>1</b>	<b>\$22.93</b>	<b>\$17.59</b>	<b>\$27.19</b>	<b>5</b>	<b>0</b>	<b>0</b>
	100.00%	0.00%	100.00%	0.00%	0.00%	0.00%	100.00%	0.00%	0.00%	0.00%	80.00%	0.00%	20.00%	0.00%	60.00%	40.00%	0.00%	100.00%							100.00%	0.00%	0.00%

Job Seeking																
Grad Year	Seeking Employment		Seeking FT/PT			Related to Degree			Job Seeking Location				Job Placement Services			
	Yes	No	Full-Time	Part-Time	Either	Related	Not Related	Either	MHCC District	Portland	In-State	Out-of-State	Not Aware More Info	Not Aware Not Needed	Aware Used	Aware Not Used
2017-18	0	2	0	0	0	0	0	0	0	0	0	0	0	0	0	0
	0.00%	100.00%														
2015-16	1	2	1	0	0	1	0	0	0	0	1	0	0	1	0	0
	33.33%	66.67%	100.00%	0.00%	0.00%	100.00%	0.00%	0.00%	0.00%	0.00%	100.00%	0.00%	0.00%	100.00%	0.00%	0.00%
<b>Totals</b>	<b>1</b>	<b>4</b>	<b>1</b>	<b>0</b>	<b>0</b>	<b>1</b>	<b>0</b>	<b>0</b>	<b>0</b>	<b>0</b>	<b>1</b>	<b>0</b>	<b>0</b>	<b>1</b>	<b>0</b>	
	20.00%	80.00%	100.00%	0.00%	0.00%	100.00%	0.00%	0.00%	0.00%	0.00%	100.00%	0.00%	0.00%	100.00%	0.00%	0.00%

Education									
Grad Year	Continuing Education Status				Continuing Education Where				
	Continuing	Applying	Future Plans	Finsihed	At MHCC	Other 2Yr College	4Yr University	Currently Applying	Have Not Applied
2017-18	1	0	1	0	0	0	2	0	0
	50.00%	0.00%	50.00%	0.00%	0.00%	0.00%	100.00%	0.00%	0.00%
2015-16	1	0	1	1	0	0	1	0	1
	33.33%	0.00%	33.33%	33.33%	0.00%	0.00%	50.00%	0.00%	50.00%
<b>Totals</b>	<b>2</b>	<b>0</b>	<b>2</b>	<b>1</b>	<b>0</b>	<b>0</b>	<b>3</b>	<b>0</b>	<b>1</b>
	40.00%	0.00%	40.00%	20.00%	0.00%	0.00%	75.00%	0.00%	25.00%

## Environmental, Health & Safety - Response Rates by Degree

Associate of Science - Environmental Science Management - Environmental Studies				
Grad Year	Total Graduates	Total Contacted	Total Respondents	Response Rate
2017-18	1	1	1	100.00%
Total	1	1	1	100.00%

Associate of Applied Science - Sustainability, Helath, and Safety				
Grad Year	Total Graduates	Total Contacted	Total Respondents	Response Rate
2017-18	4	4	3	75.00%
2016-17	1	1	1	100.00%
2015-16	2	2	1	50.00%
2014-15	8	8	6	75.00%
2013-14	6	6	2	33.33%
Total	21	21	13	61.90%

Associate of General Studies - Environmental Science Management - Environmental Science				
Grad Year	Total Graduates	Total Contacted	Total Respondents	Response Rate
2017-18	1	1	1	100.00%
Total	1	1	1	100.00%

Associate of Science - Environmental Science Management - Environmental Science				
Grad Year	Total Graduates	Total Contacted	Total Respondents	Response Rate
2017-18	1	1	1	100.00%
Total	1	1	1	100.00%

1 Year Certificate - Sustainability, Health, and Safety				
Grad Year	Total Graduates	Total Contacted	Total Respondents	Response Rate
2017-18	4	4	2	50.00%
2015-16	5	5	3	60.00%
Total	9	9	5	55.56%

Totals for Environmental, Health & Safety				
Total	33	33	21	63.64%

Note: Totals may not match Program Total Data Tables. Students with multiple awards are counted in each award earned.