
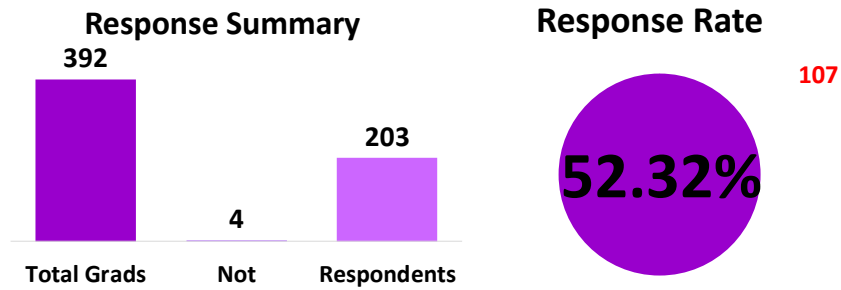


Nursing

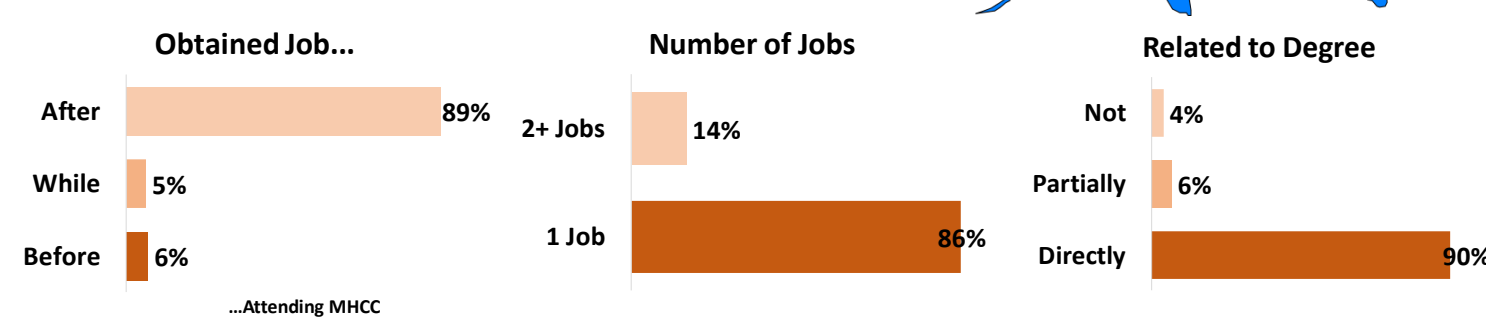
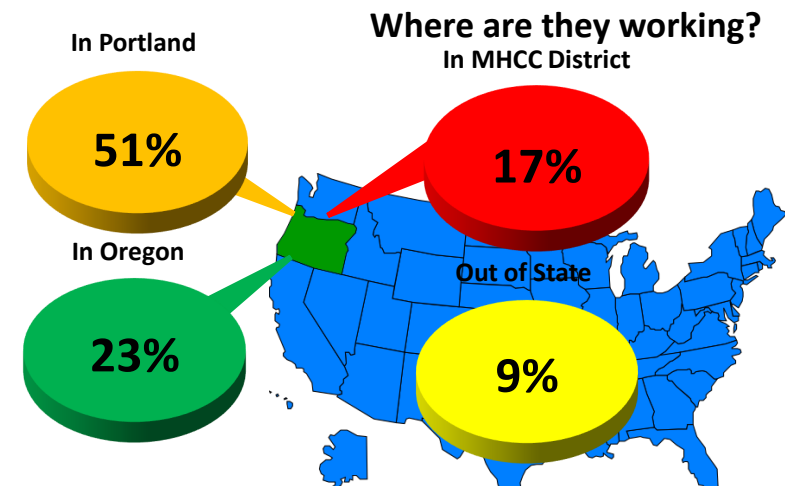
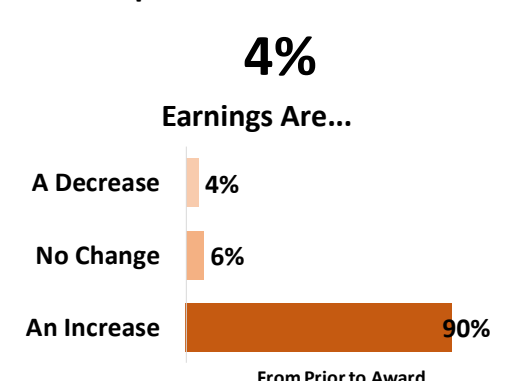
At a Glance...



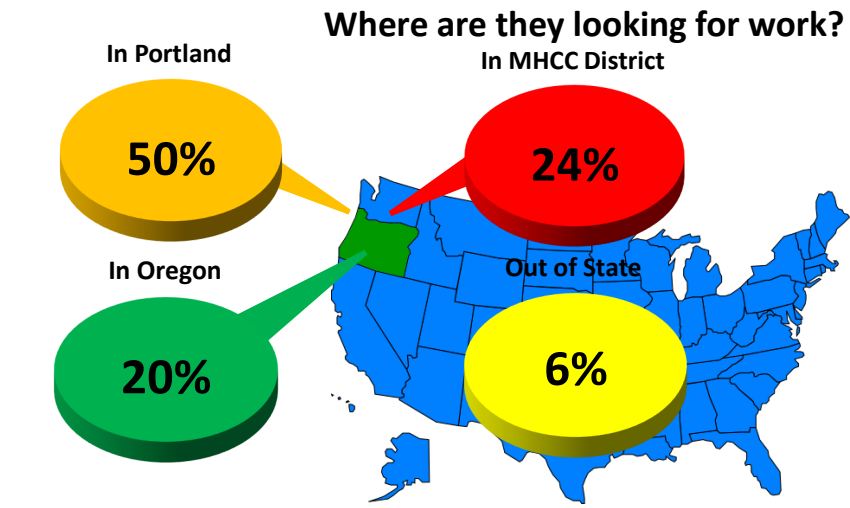
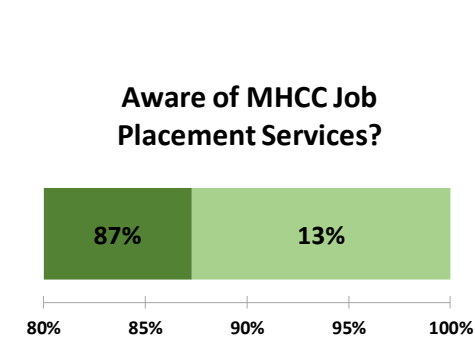
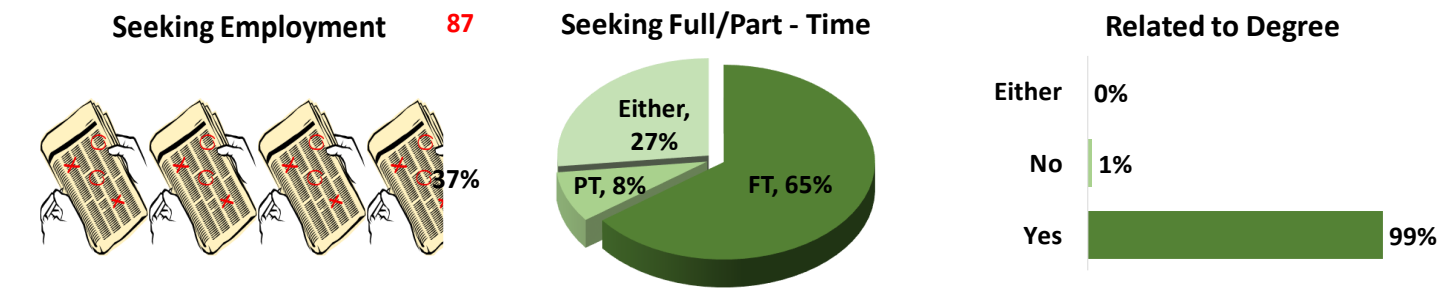
Employed Respondents Indicating They Had At Least One Job: 166



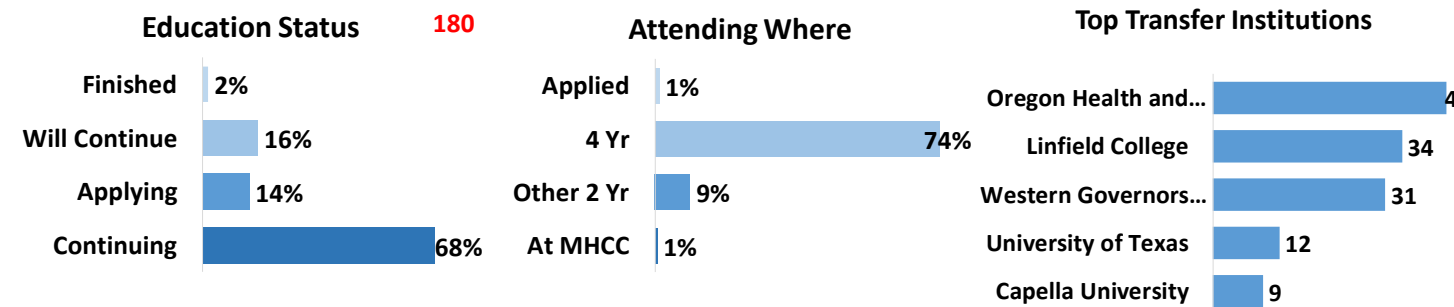
Percent Self Employed / Independent Contractor:



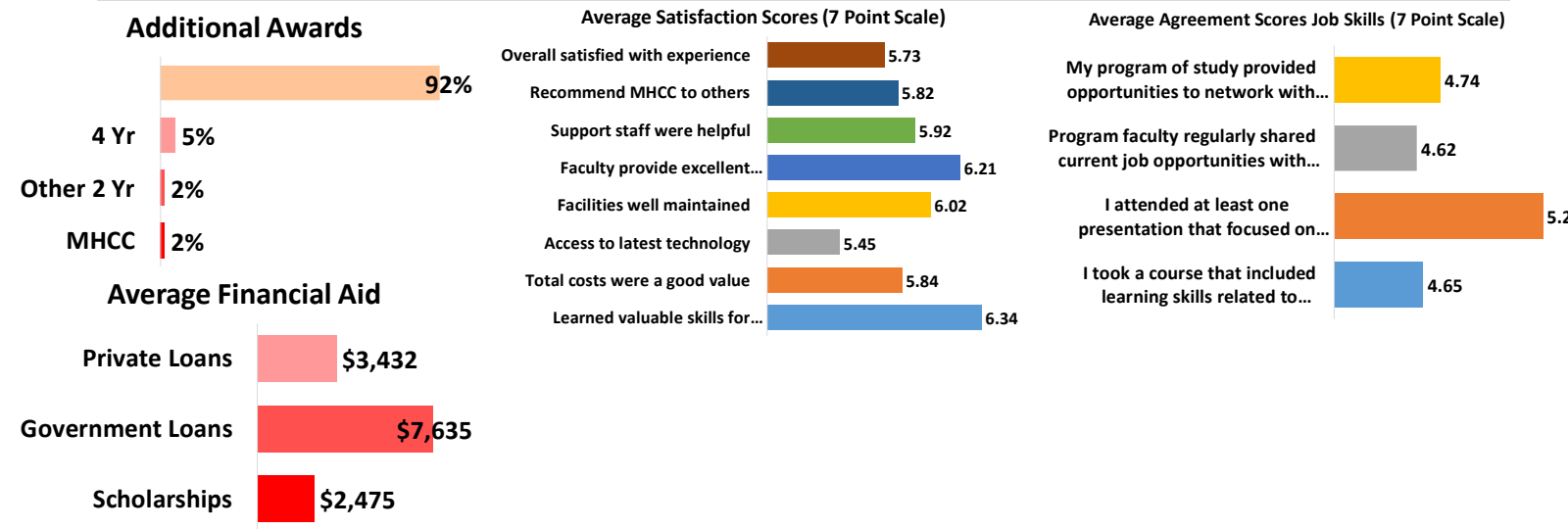
Job Seekers Respondents Indicating They Are Looking for Work: 71



Continuing Education Respondents Indicating They Are Continuing Education: 130

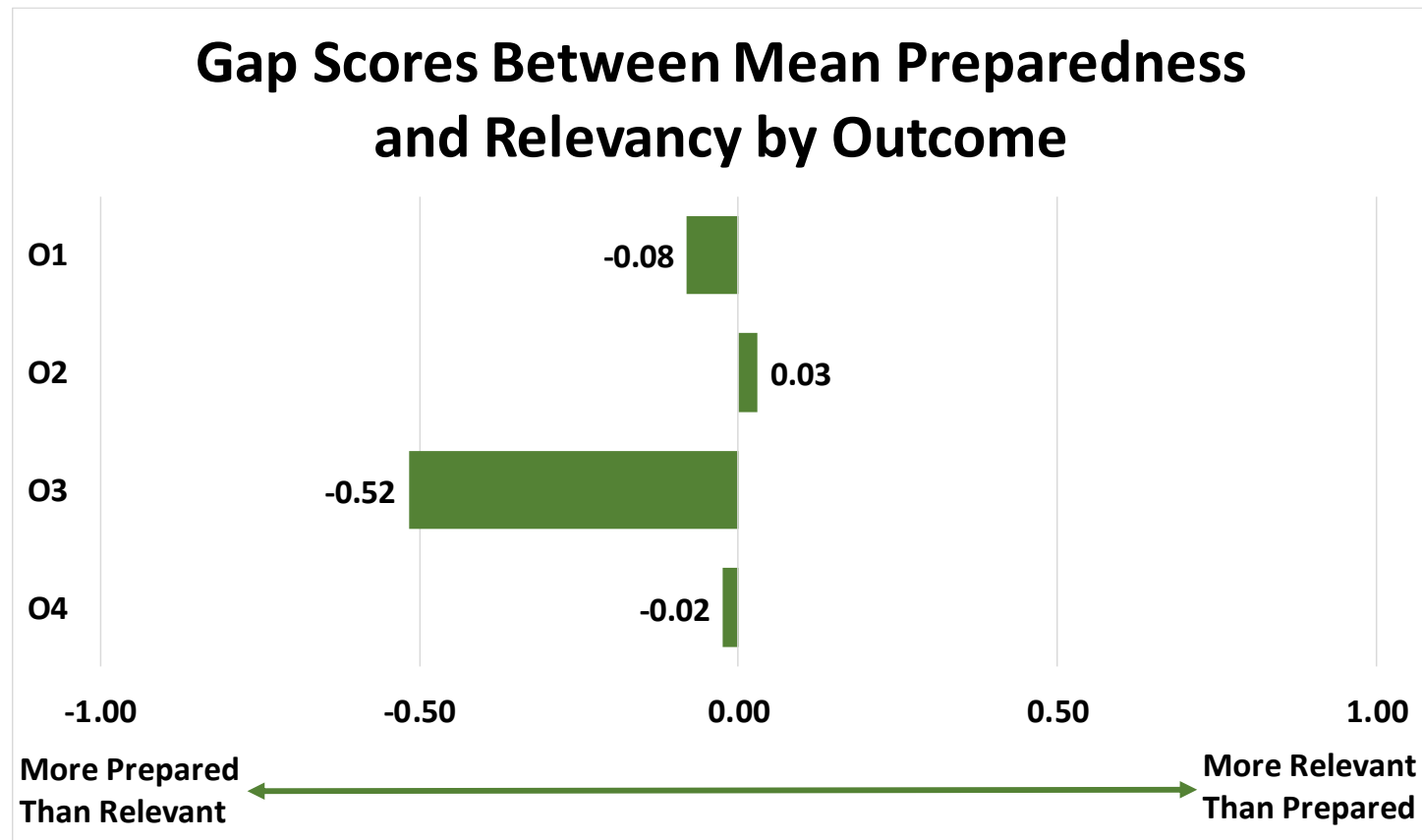


Other Information



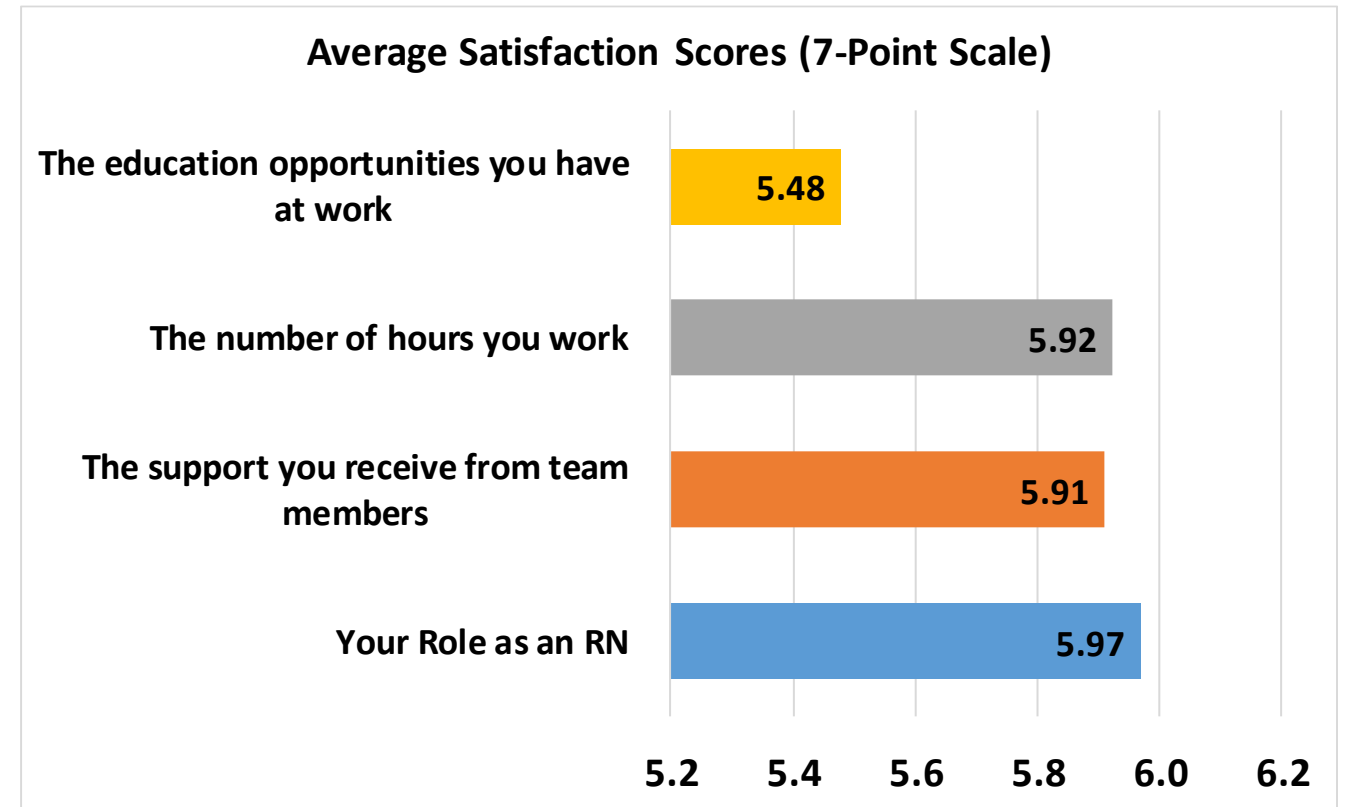
Nursing Program-specific Questions

Outcome	Preparedness	Relevancy
O1) Performing the duties of your first job as an RN	6.22	6.14
O2) Passing the NCLEX	5.91	5.94
O3) Functioning as a member of the health team	6.30	5.78
O4) Using appropriate technologies to assess patients	5.99	5.97



Open-ended question responses are available in Section 3.

Satisfaction with...	Average	Distribution
Your Role as an RN	5.97	
The support you receive from team members	5.91	
The number of hours you work	5.92	
The education opportunities you have at work	5.48	



Mentorship Component	Average	Distribution
I would participate in the MHCC Mentorship Program	5.19	
The Mentorship Program would provide benefits to both the student and mentor	5.85	
I would attend a "kick off" event where I could meet my student face-to-face	5.37	
As a mentor, I'd expect to be in communication with my student at least weekly	5.45	
As a mentor, I'd be willing to let my student job shadow me at my work place	5.58	
As a mentor, I would provide my student with networking opportunities within my nursing field	5.52	

Data Tables for: Nursing

Nursing - Employment

Employment Status					Hours Worked per Week And Full Time / Part Time Status								Calculated Hourly Wages					Independent Contractor / Self Employed								
		Employed		Not Employed				Avg Hours	Min	Max	Full Time		Part Time				Avg Wage	Min	Max	5% Trimmed Avg Wage			Yes		No	
2017-18	24	80%	6	20%	2017-18	37.91	20	50	11	48%	12	52%	2017-18	\$32.56	\$23.08	\$47.80	\$32.47	2017-18	3	13%	21	88%				
2016-17	35	92%	3	8%	2016-17	35.07	25	40	3	21%	11	79%	2016-17	\$33.57	\$10.00	\$42.00	\$34.41	2016-17	0	0%	35	100%				
2015-16	39	91%	4	9%	2015-16	35.61	15	60	11	31%	25	69%	2015-16	\$29.84	\$12.67	\$42.00	\$30.14	2015-16	2	5%	37	95%				
2014-15	38	90%	4	10%	2014-15	37.04	28	48	5	38%	8	62%	2014-15	\$32.35	\$25.00	\$45.83	\$32.01	2014-15	2	5%	36	95%				
2013-14	30	83%	6	17%	2013-14	35.38	10	64	13	45%	16	55%	2013-14	\$28.15	\$20.00	\$60.00	\$27.21	2013-14	0	0%	29	100%				
Total	166	88%	23	12%	Total	36.11	10	64	43	37%	72	63%	Total	\$30.74	\$10.00	\$60.00	\$30.82	Total	7	4%	158	96%				

Salary Change from Prior to Award							
		Increase		No Change		Decrease	
2017-18	23	96%	1	4%	0	0%	
2016-17	33	94%	1	3%	1	3%	
2015-16	35	92%	2	5%	1	3%	
2014-15	36	92%	1	3%	2	5%	
2013-14	22	73%	5	17%	3	10%	
Total	149	90%	10	6%	7	4%	

Job Location									
		MHCC District		Portland		In State		Out of State	
2017-18	1	4%	16	67%	6	25%	1	4%	
2016-17	7	20%	10	29%	14	40%	4	11%	
2015-16	7	18%	23	59%	8	21%	1	3%	
2014-15	8	21%	21	54%	3	8%	7	18%	
2013-14	5	17%	15	50%	8	27%	2	7%	
Total	28	17%	85	51%	39	23%	15	9%	

Time Position Obtained (Relative to Award)							
		Before		During		After	
2017-18	2	8%	6	25%	16	67%	
2016-17	1	3%	1	3%	33	94%	
2015-16	4	10%	1	3%	34	87%	
2014-15	1	3%	1	3%	37	95%	
2013-14	2	7%	0	0%	27	93%	
Total	10	6%	9	5%	147	89%	

Number Of Jobs									
		1 Job		2 Jobs		3 Jobs		4+ Jobs	
2017-18	22	92%	2	8%	0	0%	0	0%	
2016-17	29	83%	6	17%	0	0%	0	0%	
2015-16	31	79%	7	18%	1	3%	0	0%	
2014-15	33	85%	5	13%	1	3%	0	0%	
2013-14	28	93%	2	7%	0	0%	0	0%	
Total	143	86%	22	13%	2	1%	0	0%	

Related to Degree									
		Directly		Partially		Not			
2017-18	21	88%	2	8%	1	4%			
2016-17	33	94%	1	3%	1	3%			
2015-16	34	89%	1	3%	3	8%			
2014-15	37	95%	2	5%	0	0%			
2013-14	25	83%	4	13%	1	3%			
Total	150	90%	10	6%	6	4%			

Nursing - Job Seekers

Seeking Employment					Seeking Full Time / Part Time							Seeking Work Related to Degree									
		Yes		No				Full Time		Part Time		Either				Related		Not Related		Either	
2017-18	12	40%	18	60%	2017-18	8	67%	3	25%	1	8%	2017-18	12	100%	0	0%	0	0%	0	0%	
2016-17	10	26%	28	74%	2016-17	8	80%	0	0%	2	20%	2016-17	9	90%	1	10%	0	0%	0	0%	
2015-16	17	40%	26	60%	2015-16	11	65%	2	12%	4	24%	2015-16	17	100%	0	0%	0	0%	0	0%	
2014-15	13	30%	30	70%	2014-15	10	77%	0	0%	3	23%	2014-15	13	100%	0	0%	0	0%	0	0%	
2013-14	19	53%	17	47%	2013-14	9	47%	1	5%	9	47%	2013-14	19	100%	0	0%	0	0%	0	0%	
Total	71	37%	119	63%	Total	46	65%	6	8%	19	27%	Total	70	99%	1	1%	0	0%	0	0%	

Job Seeking Location					Job Placement Services												
		MHCC District		Portland		In State		Out of State		Not Aware More Info		Not Aware Not Needed		Aware Used		Aware Not Used	
2017-18	5	25%	10	50%	3	15%	2	10%	2017-18	4	33%	3	25%	0	0%	5	42%
2016-17	2	14%	5	36%	5	36%	2	14%	2016-17	4	40%	2	20%	1	10%	3	30%
2015-16	6	25%	12	50%	6	25%	0	0%	2015-16	7	41%	4	24%	2	12%	4	24%
2014-15	4	21%	10	53%	3	16%	2	11%	2014-15	43	100%	0	0%	0	0%	0	0%
2013-14	9	30%	17	57%	4	13%	0	0%	2013-14	36	100%	0	0%	0	0%	0	0%
Total	26	24%	54	50%	21	20%	6	6%	Total	94	80%	9	8%	3	3%	12	10%

Nursing - Education

Continuing Education Status									Continuing Education Where										
		Continuing		Applying		Future Plans		Finished		MHCC		Other 2-Year		4- Year		Applied		Not Applied	
2017-18	21	70%	3	10%	4	13%	2	7%	2017-18	0	0%	0	0%	24	86%	0	0%	4	14%
2016-17	23	61%	9	24%	5	13%	1	3%	2016-17	1	3%	8	22%	20	54%	0	0%	8	22%
2015-16	27	63%	6	14%	10	23%	0	0%	2015-16	0	0%	4	9%	33	77%	0	0%	6	14%
2014-15	33	77%	6	14%	4	9%	0	0%	2014-15	0	0%	3	7%	33	77%	1	2%	6	14%
2013-14	26	72%	2	6%	8	22%	0	0%	2013-14	0	0%	2	6%	28	78%	1	3%	5	14%
Total	130	68%	26	14%	31	16%	3	2%	Total	1	1%	17	9%	138	74%	2	1%	29	16%

Transfer Institutions		
University	Attending	Applied
Boise State University	1	0
Brigham Young Univeristy	1	1
Capella University	9	0
Eastern Oregon University	2	0
Florida State Univeristy	1	0
Gonzaga University	1	0
Grand Canyon University	3	0
Linfield College	34	0
Northern Arizona University	1	0
Ohio University	1	0
Oregon Health and Science University (OHSU)	42	1

Pennsylvania State University	1	0
Portland State University	1	0
Univeristy of Providence	1	0
University of Texas	12	0
University of West Florida	2	0
University of Wyoming	1	0
Walden University	1	0
Western Governors University	31	0

Nursing - Response Rates by Degree

Associate of Applied Science - Nursing

Grad Year	Total Graduates	Total Contacted	Total Respondents	Response Rate
2017-18	61	61	33	54.10%
2015-16	73	73	44	60.27%
2014-15	71	71	46	64.79%
2013-14	64	63	36	57.14%
Total	269	268	159	59.33%

Totals for Nursing

Total	269	268	159	59.33%
--------------	------------	------------	------------	---------------

Note: Totals may not match Program Total Data Tables. Students with multiple awards are counted in each award earned.

Nursing

Associate of Applied Science - Nursing

Employment																											
Grad Year	Employed		Number of Jobs				Related to Degree			Job Location				Time Position Obtained			Independent Contractor		Hours per Week			Calculated Salary			Salary Change		
	Yes	No	1	2	3	4+	Directly	Partially	Not	MHCC District	Portland	In-State	Out-of-State	Before Starting	While Attending	After Award	Yes	No	Avg. # Full-Hours	# Part-Time	Avg. Salary	Min. Salary	Max. Salary	Increase	No Change	Decrease	
2017-18	24	6	22	2	0	0	21	2	1	1	16	6	1	2	6	16	3	21	37.91	11	12	\$32.56	\$23.08	\$47.80	23	1	0
	80.00%	20.00%	91.67%	8.33%	0.00%	0.00%	87.50%	8.33%	4.17%	4.17%	66.67%	25.00%	4.17%	8.33%	25.00%	66.67%	12.50%	87.50%							95.83%	4.17%	0.00%
2015-16	39	4	31	7	1	0	34	1	3	7	23	8	1	4	1	34	2	37	35.61	11	25	\$29.84	\$12.67	\$42.00	35	2	1
	90.70%	9.30%	79.49%	17.95%	2.56%	0.00%	89.47%	2.63%	7.89%	17.95%	58.97%	20.51%	2.56%	10.26%	2.56%	87.18%	5.13%	94.87%							92.11%	5.26%	2.63%
2014-15	38	4	33	5	1	0	37	2	0	8	21	3	7	1	1	37	2	36	37.04	5	8	\$32.35	\$25.00	\$45.83	36	1	2
	90.48%	9.52%	84.62%	12.82%	2.56%	0.00%	94.87%	5.13%	0.00%	20.51%	53.85%	7.69%	17.95%	2.56%	2.56%	94.87%	5.26%	94.74%							92.31%	2.56%	5.13%
2013-14	30	6	28	2	0	0	25	4	1	5	15	8	2	2	0	27	0	29	35.38	13	16	\$28.15	\$20.00	\$60.00	22	5	3
	83.33%	16.67%	93.33%	6.67%	0.00%	0.00%	83.33%	13.33%	3.33%	16.67%	50.00%	26.67%	6.67%	6.90%	0.00%	93.10%	0.00%	100.00%							73.33%	16.67%	10.00%
Totals	131	20	114	16	2	0	117	9	5	21	75	25	11	9	8	114	7	123	36.25	40	61	\$30.38	\$12.67	\$60.00	116	9	6
	86.75%	13.25%	86.36%	12.12%	1.52%	0.00%	89.31%	6.87%	3.82%	15.91%	56.82%	18.94%	8.33%	6.87%	6.11%	87.02%	5.38%	94.62%							88.55%	6.87%	4.58%

Job Seeking																
Grad Year	Seeking Employment		Seeking FT/PT			Related to Degree			Job Seeking Location				Job Placement Services			
	Yes	No	Full-Time	Part-Time	Either	Related	Not Related	Either	MHCC District	Portland	In-State	Out-of-State	Not Aware More Info	Not Aware Not Needed	Aware Used	Aware Not Used
2017-18	12	18	8	3	1	12	0	0	5	10	3	2	4	3	0	5
	40.00%	60.00%	66.67%	25.00%	8.33%	100.00%	0.00%	0.00%	25.00%	50.00%	15.00%	10.00%	33.33%	25.00%	0.00%	41.67%
2015-16	17	26	11	2	4	17	0	0	6	12	6	0	7	4	2	4
	39.53%	60.47%	64.71%	11.76%	23.53%	100.00%	0.00%	0.00%	25.00%	50.00%	25.00%	0.00%	41.18%	23.53%	11.76%	23.53%
2014-15	13	30	10	0	3	13	0	0	4	10	3	2	43	0	0	0
	30.23%	69.77%	76.92%	0.00%	23.08%	100.00%	0.00%	0.00%	21.05%	52.63%	15.79%	10.53%	100.00%	0.00%	0.00%	0.00%
2013-14	19	17	9	1	9	19	0	0	9	17	4	0	36	0	0	0
	52.78%	47.22%	47.37%	5.26%	47.37%	100.00%	0.00%	0.00%	30.00%	56.67%	13.33%	0.00%	100.00%	0.00%	0.00%	0.00%
Totals	61	91	38	6	17	61	0	0	24	49	16	4	90	7	2	9
	40.13%	59.87%	62.30%	9.84%	27.87%	100.00%	0.00%	0.00%	25.81%	52.69%	17.20%	4.30%	83.33%	6.48%	1.85%	8.33%

Education										
Grad Year	Continuing Education Status				Continuing Education Where					
	Continuing	Applying	Future Plans	Finsihed	At MHCC	Other 2Yr College	4Yr University	Currently Applying	Have Not Applied	
2017-18	21	3	4	2	0	0	24	0	4	
	70.00%	10.00%	13.33%	6.67%	0.00%	0.00%	85.71%	0.00%	14.29%	
2015-16	27	6	10	0	0	4	33	0	6	
	62.79%	13.95%	23.26%	0.00%	0.00%	9.30%	76.74%	0.00%	13.95%	
2014-15	33	6	4	0	0	3	33	1	6	
	76.74%	13.95%	9.30%	0.00%	0.00%	6.98%	76.74%	2.33%	13.95%	
2013-14	26	2	8	0	0	2	28	1	5	
	72.22%	5.56%	22.22%	0.00%	0.00%	5.56%	77.78%	2.78%	13.89%	
Totals	107	17	26	2	0	9	118	2	21	
	70.39%	11.18%	17.11%	1.32%	0.00%	6.00%	78.67%	1.33%	14.00%	

Nursing

List of Employers

Graduation Year: 2018

Marquis Companies

Kaiser Permanente

Kaiser Sunnyside

Kootenai Medical Center

Legacy

Legacy Emanuel Emergency Department

Legacy Emanuel Hospital

Legacy Health

Legacy Health

Legacy Health Services

Legacy health systems

Legacy Randall Children's Hospital

Oregon Health and Science University

Marquis

Healthcare at Fostercreek

Marquis companies

Marquis mill park

Marquis mt tabor

Marquis Piedmont

marqus mill park

Maxim Healthcare Services

Mhmc

Mirabella Portland

NW Renal

Oakwood Healthcare Systems SE Michigan

a surgical center

Marquis

Cedar Hills Hospital

Adventist

Adventist health

Adventist Home Health

Adventist medical center

Adventist Personal Care

Adventist personal care

Advocate Care, LLC

Avamere

Avamere Rehab of Oregon City

Avamere Rehabilitation

BME enterprises

Kaiser

Catholic Health Initiatives

Helping Hands Home Care

Center for Specialty Surgery

Central City Concern- Hooper Detox and Stabilization Center

Corizon health @ clackamas county jail

Cornerstone Care Option

Dermatology private practice

Elite Care

Fairlawn Good Samaritan Society

fairlawn Good Samartian

Friendship Health Center/ SNF

Gateway Dental Surgery Center

Healthcare at foster creek

Oregon Outpatient Surgery Center

Cascadia Behavioral Healthcare

Toppenish Community Hospital

Providence St. Vincent Emergency Department

Providence St. Vincent Medical Center - Pediatric Surgery

PSA Healthcare

PSAHealthcare

Randall Children's Hospital

Retreat At Home

Robison Jewish Health Center

Salem Health

Self Employed -

St charles

St. Alphonsus Medical Center

Olive garden

The Portland clinic

Providence Portland

Town Center Village

Town Center Village Rehab

Trillium Family Services

Trilogy Home Care

Tuality Community Hospital

Tuality Community Hospital

Vibra Specialty Hospital

Vibra Specialty Hospital

Vibra Specialty Hospital of Portland

Village Enterprises

Village Manor

Telecare recovery center

Providence

Oregon state hospital

Oregon State Hospital

Pacific Gardens Alzheimer's Specialty Care Center

Pacific Health and Rehabilitation

PeaceHealth SW

Portland health and rehabilitation

Portland Oregon State Hospital

Portland Providence Hospital

Post Acute Care and Rehabilitation

Prestige Post-Acute & Rehab

Prestige Post-Acute Care and Rehabilitation Center

Providence Portland Medical Center

Providence

Providence Portland Hospital

Providence Benedictine

Providence Health

Providence health

Providence Health & Services

Providence Health and Services

Providence health and services

Providence Health System

Providence medical group

Providence Medical Group, Bridgeport Immediate Care Clinic

Providence Milwaukie Hospital

Providence portland

Willamette Valley Medical Center

Prestige Post-Acute Rehabilitation Center Gresham