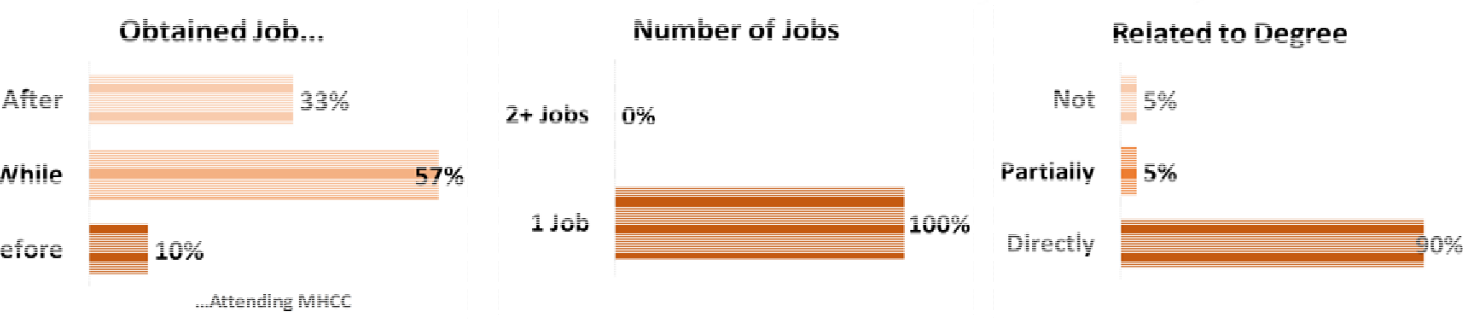
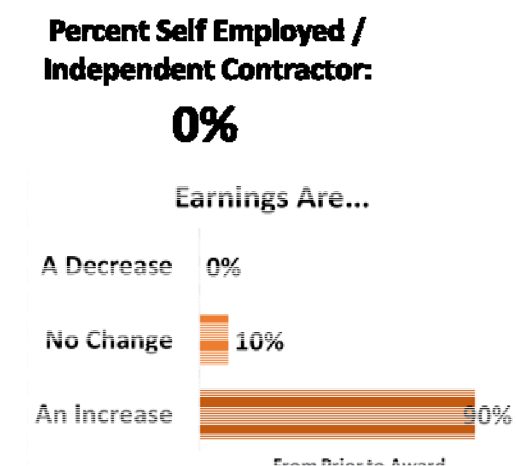
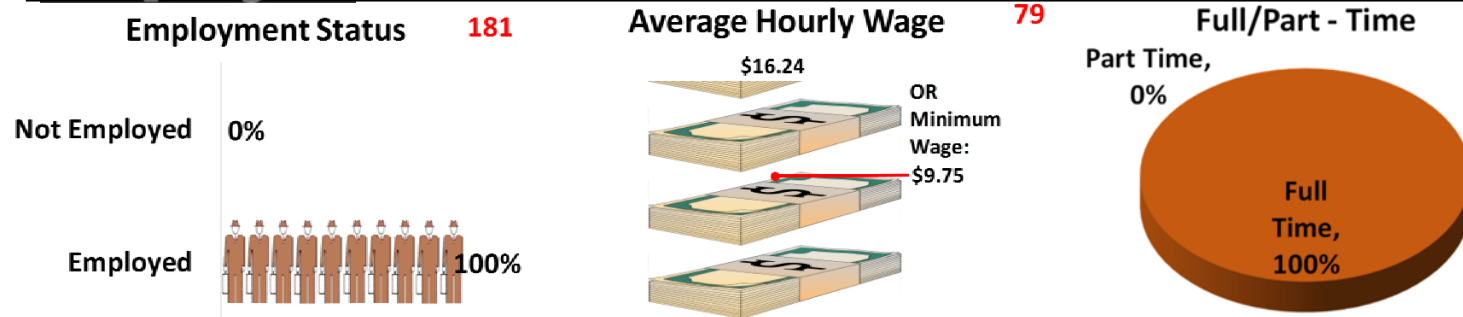


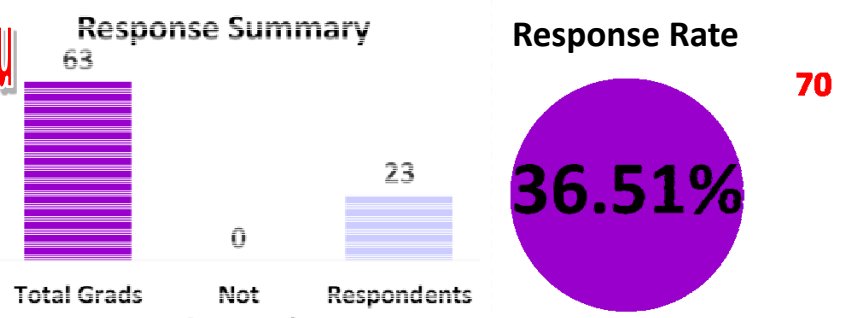
# At a Glance...



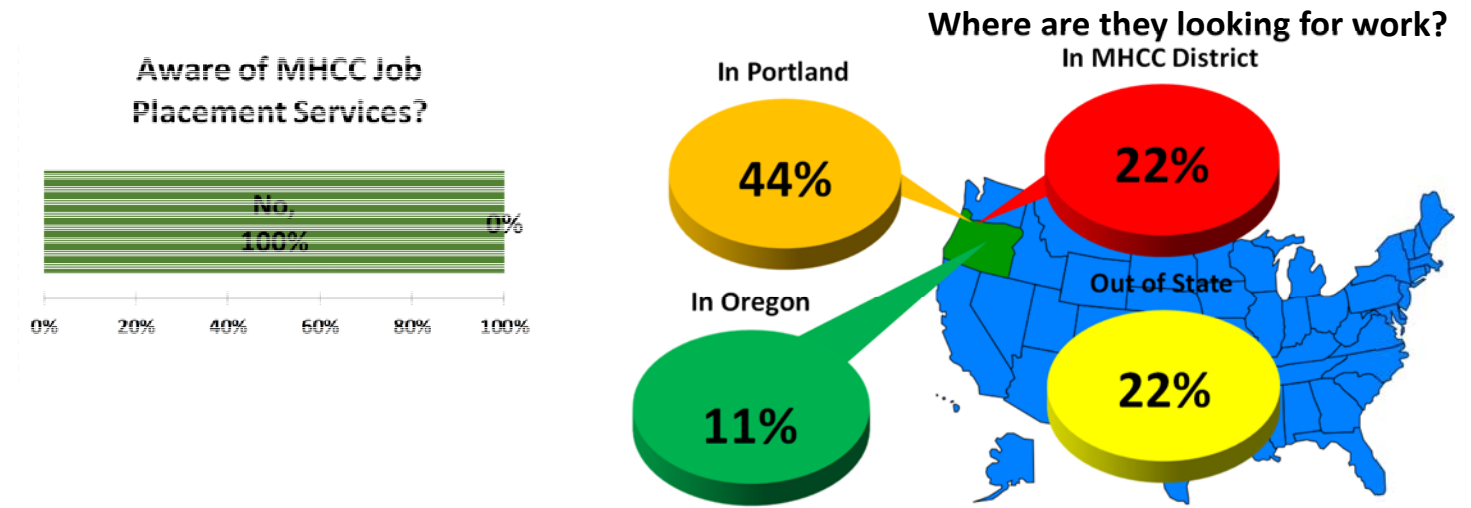
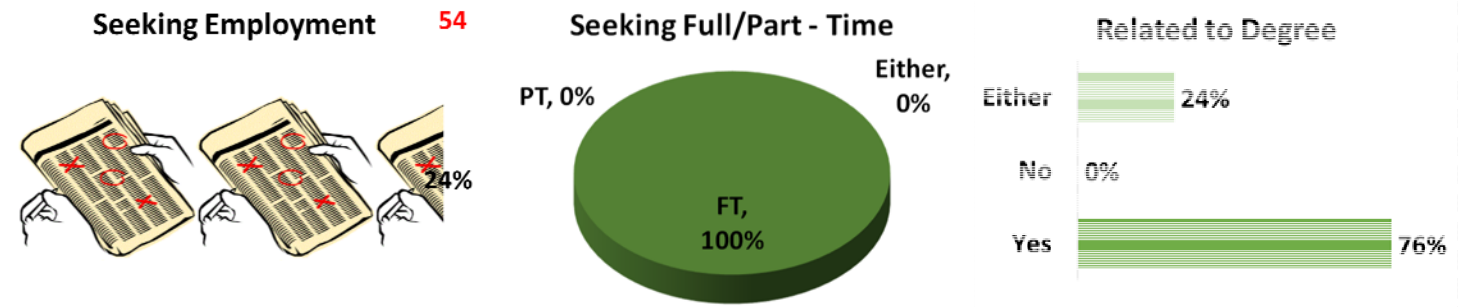
**Employed** Respondents Indicating They Had At Least One Job: **21**



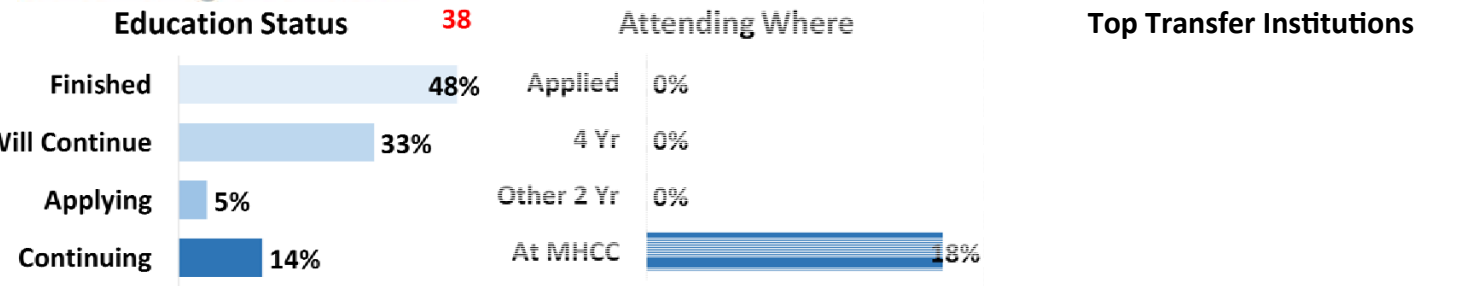
...Attending MHCC



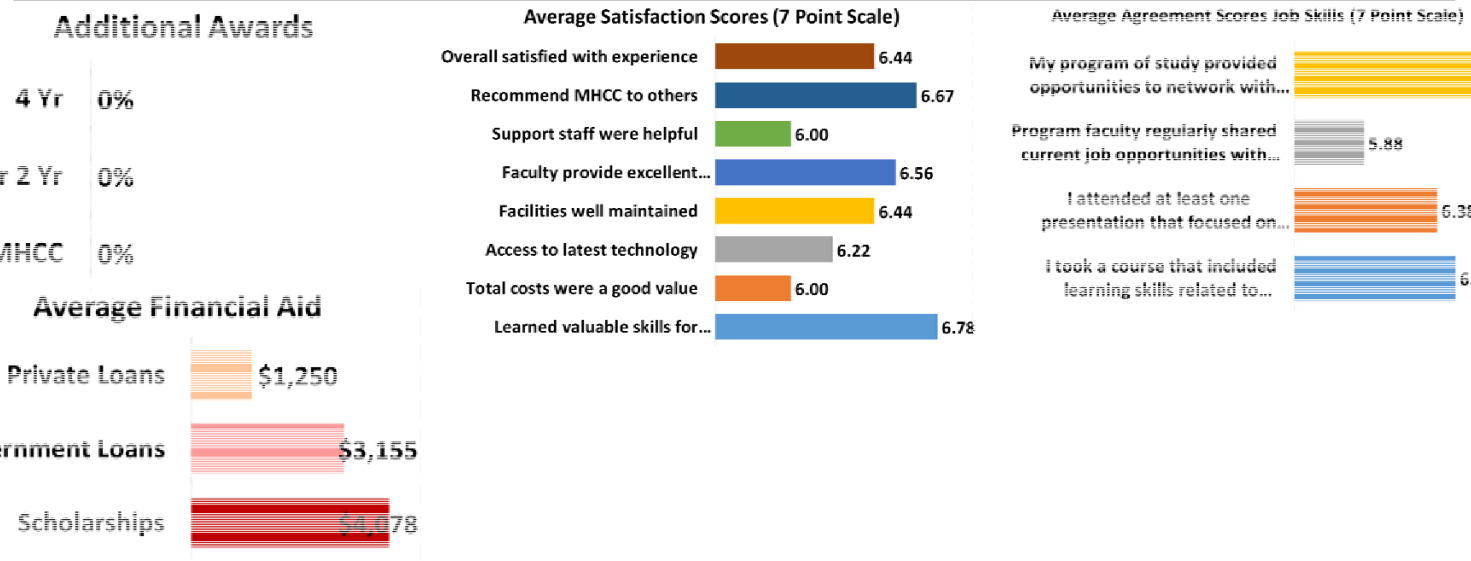
## Job Seekers Respondents Indicating They Are Looking for Work: 5



## Continuing Education Respondents Indicating They Are Continuing Education: 3



## Other Information



# Data Tables for: Automotive Chrysler MCAP/Import/Subaru

Automotive Chrysler MCAP/Import/Subaru - Employment

Employment Status					Hours Worked per Week And Full Time / Part Time Status							
Employed		Not Employed			Avg Hours		Min	Max	Full Time		Part Time	
2016-17	8	100%	0	0%	2016-17	40.00	40	40	2	100%	0	0%
2014-15	6	100%	0	0%	2014-15	40.00	40	40	1	100%	0	0%
2013-14	3	100%	0	0%	2013-14	42.50	40	45	2	100%	0	0%
2012-13	4	100%	0	0%	2012-13	44.38	40	50	4	100%	0	0%
Total	21	100%	0	0%	Total	42.50	40	50	9	100%	0	0%

Calculated Hourly Wages				
	Avg Wage	Min	Max	5% Trimmed Avg Wage
2016-17	\$15.96	\$14.42	\$17.50	
2014-15	\$11.08	\$11.08	\$11.08	
2013-14	\$16.08	\$12.50	\$18.75	
2012-13	\$18.34	\$14.00	\$21.63	
Total	\$16.25	\$11.08	\$21.63	\$16.07

Independent Contractor / Self Employed					
		Yes		No	
2016-17	0	0%	8	100%	
2014-15	0	0%	5	100%	
2013-14	0	0%	3	100%	
2012-13	0	0%	4	100%	
Total	0	0%	20	100%	

Salary Change from Prior to Award						
Increase		No Change		Decrease		
2016-17	7	88%	1	13%	0	0%
2014-15	5	83%	1	17%	0	0%
2013-14	3	100%	0	0%	0	0%
2012-13	4	100%	0	0%	0	0%
Total	19	90%	2	10%	0	0%

Job Location									
		MHCC District		Portland		In State		Out of State	
2016-17	0	0%	7	88%	1	13%	0	0%	
2014-15	2	33%	3	50%	1	17%	0	0%	
2013-14	0	0%	2	67%	1	33%	0	0%	
2012-13	0	0%	3	75%	1	25%	0	0%	
Total	2	10%	15	71%	4	19%	0	0%	

Time Position Obtained (Relative to Award)							
		Before		During		After	
2016-17	1	13%	5	63%	2	25%	
2014-15	1	17%	3	50%	2	33%	
2013-14	0	0%	2	67%	1	33%	
2012-13	0	0%	2	50%	2	50%	
Total	2	10%	12	57%	7	33%	

Number Of Jobs									
1 Job		2 Jobs		3 Jobs		4+ Jobs			
2016-17	8	100%	0	0%	0	0%	0	0%	
2014-15	6	100%	0	0%	0	0%	0	0%	
2013-14	3	100%	0	0%	0	0%	0	0%	
2012-13	4	100%	0	0%	0	0%	0	0%	
Total	21	100%	0	0%	0	0%	0	0%	

Related to Degree							
		Directly		Partially		Not	
2016-17	7	88%	1	13%	0	0%	
2014-15	6	100%	0	0%	0	0%	
2013-14	2	67%	0	0%	1	33%	
2012-13	4	100%	0	0%	0	0%	
Total	19	90%	1	5%	1	5%	

Automotive Chrysler MCAP/Import/Subaru - Job Seekers

Seeking Employment					Seeking Full Time / Part Time						Seeking Work Related to Degree								
		Yes		No				Full Time		Part Time				Related		Not Related		Either	
2016-17	2	25%	6	75%	2016-17	2	100%	0	0%	0	0%	2016-17	2	100%	0	0%	0	0%	
2014-15	1	17%	5	83%	2014-15	1	100%	0	0%	0	0%	2014-15	1	100%	0	0%	0	0%	
2013-14	1	33%	2	67%	2013-14	1	100%	0	0%	0	0%	2013-14	1	100%	0	0%	0	0%	
2012-13	1	25%	3	75%	2012-13	1	100%	0	0%	0	0%	2012-13	1	100%	0	0%	0	0%	
Total	5	24%	16	76%	Total	5	100%	0	0%	0	0%	Total	5	100%	0	0%	0	0%	

Job Seeking Location									
		MHCC District		Portland		In State		Out of State	
2016-17	1	20%	2	40%	1	20%	1	20%	
2014-15	0	0%	1	100%	0	0%	0	0%	
2013-14	0	0%	0	0%	0	0%	1	100%	
2012-13	1	50%	1	50%	0	0%	0	0%	
Total	2	22%	4	44%	1	11%	2	22%	

Job Placement Services									
		Not Aware More Info		Not Aware Not Needed		Aware Used		Aware Not Used	
2016-17	1	50%	1	50%	0	0%	0	0%	
2014-15	6	100%	0	0%	0	0%	0	0%	
2013-14	3	100%	0	0%	0	0%	0	0%	
2012-13	4	100%	0	0%	0	0%	0	0%	
Total	14	93%	1	7%	0	0%	0	0%	

Automotive Chrysler MCAP/Import/Subaru - Education

Continuing Education Status										Continuing Education Where											
		Continuing		Applying		Future Plans		Finished				MHCC		Other 2-Year		4- Year		Applied		Not Applied	
2016-17	1	13%	1	13%	4	50%	2	25%	2016-17	1	17%	0	0%	0	0%	0	0%	5	83%		
2014-15	0	0%	0	0%	2	33%	4	67%	2014-15	0	0%	0	0%	0	0%	0	0%	2	100%		
2013-14	1	33%	0	0%	0	0%	2	67%	2013-14	1	100%	0	0%	0	0%	0	0%	0	0%		
2012-13	1	25%	0	0%	1	25%	2	50%	2012-13	0	0%	0	0%	0	0%	0	0%	2	100%		
Total	3	14%	1	5%	7	33%	10	48%	Total	2	18%	0	0%	0	0%	0	0%	9	82%		

<b>Automotive CAP/Import/Honda - Response Rates by Degree</b>				
<b>Associate of Applied Science - Automotive Technology</b>				
<b>Grad Year</b>	<b>Total Graduates</b>	<b>Total Contacted</b>	<b>Total Respondents</b>	<b>Response Rate</b>
2015-16	1	1	0	0.00%
2013-14	4	4	2	50.00%
2012-13	5	5	2	40.00%
Total	10	10	4	40.00%
<b>Associate of Applied Science - Chrysler CAP Automotive Technology</b>				
<b>Grad Year</b>	<b>Total Graduates</b>	<b>Total Contacted</b>	<b>Total Respondents</b>	<b>Response Rate</b>
2016-17	2	2	0	0.00%
2014-15	1	1	0	0.00%
2012-13	2	2	1	50.00%
Total	5	5	1	20.00%
<b>Associate of Applied Science - Import Automotive Technology</b>				
<b>Grad Year</b>	<b>Total Graduates</b>	<b>Total Contacted</b>	<b>Total Respondents</b>	<b>Response Rate</b>
2016-17	4	4	2	50.00%
2014-15	4	4	3	75.00%
2013-14	1	1	1	100.00%
2012-13	4	4	2	50.00%
Total	13	13	8	61.54%
<b>Associate of Applied Science - Honda PACT Automotive Technology</b>				
<b>Grad Year</b>	<b>Total Graduates</b>	<b>Total Contacted</b>	<b>Total Respondents</b>	<b>Response Rate</b>
2014-15	4	4	3	75.00%
2012-13	5	5	0	0.00%
Total	9	9	3	33.33%
<b>Certificate - Automotive Technology - Light Repair</b>				
<b>Grad Year</b>	<b>Total Graduates</b>	<b>Total Contacted</b>	<b>Total Respondents</b>	<b>Response Rate</b>
2013-14	1	1	1	100.00%
Total	1	1	1	100.00%
<b>Totals for Automotive CAP/Import/Honda</b>				
<b>Total</b>	<b>38</b>	<b>38</b>	<b>17</b>	<b>44.74%</b>
Note: Totals may not match Program Total Data Tables. Students with multiple awards are counted in each award earned.				

**Automotive Chrysler MCAP/Import/Subaru**

**Associate of Applied Science - Automotive Technology**

Employment																											
Grad Year	Employed		Number of Jobs				Related to Degree			Job Location				Time Position Obtained			Independent Contractor		Hours per Week			Calculated Salary			Salary Change		
	Yes	No	1	2	3	4+	Directly	Partially	Not	MHCC District	Portland	In-State	Out-of-State	Before Starting	While Attending	After Award	Yes	No	Avg. Hours	# Full-Time	# Part-Time	Avg. Salary	Min. Salary	Max. Salary	Increase	No Change	Decrease
2013-14	2	0	2	0	0	0	1	0	1	0	1	1	0	0	1	1	0	2	45.00	1	0	\$17.88	\$17.00	\$18.75	2	0	0
	100.00%	0.00%	100.00%	0.00%	0.00%	0.00%	50.00%	0.00%	50.00%	0.00%	50.00%	50.00%	0.00%	0.00%	50.00%	50.00%	0.00%	100.00%							100.00%	0.00%	0.00%
2012-13	1	0	1	0	0	0	1	0	0	0	0	1	0	0	0	1	1	1	50.00	1	0				1	0	0
	100.00%	0.00%	100.00%	0.00%	0.00%	0.00%	100.00%	0.00%	0.00%	0.00%	0.00%	100.00%	0.00%	0.00%	0.00%	100.00%	0.00%	100.00%							100.00%	0.00%	0.00%
<b>Totals</b>	<b>3</b>	<b>0</b>	<b>3</b>	<b>0</b>	<b>0</b>	<b>0</b>	<b>2</b>	<b>0</b>	<b>1</b>	<b>0</b>	<b>1</b>	<b>2</b>	<b>0</b>	<b>0</b>	<b>1</b>	<b>2</b>	<b>0</b>	<b>3</b>	<b>47.50</b>	<b>2</b>	<b>0</b>	<b>\$17.88</b>	<b>\$17.00</b>	<b>\$18.75</b>	<b>3</b>	<b>0</b>	<b>0</b>
	100.00%	0.00%	100.00%	0.00%	0.00%	0.00%	66.67%	0.00%	33.33%	0.00%	33.33%	66.67%	0.00%	0.00%	33.33%	66.67%	0.00%	100.00%							100.00%	0.00%	0.00%

Job Seeking																
Grad Year	Seeking Employment		Seeking FT/PT			Related to Degree			Job Seeking Location				Job Placement Services			
	Yes	No	Full-Time	Part-Time	Either	Related	Not Related	Either	MHCC District	Portland	In-State	Out-of-State	Not Aware More Info	Not Aware Not Needed	Aware Used	Aware Not Used
2013-14	1	1	1	0	0	1	0	0	0	0	0	1	2	0	0	0
	50.00%	50.00%	100.00%	0.00%	0.00%	100.00%	0.00%	0.00%	0.00%	0.00%	100.00%	100.00%	0.00%	0.00%	0.00%	
2012-13	1	0	1	0	0	1	0	0	1	1	0	0	1	0	0	0
	100.00%	0.00%	100.00%	0.00%	0.00%	100.00%	0.00%	0.00%	50.00%	50.00%	0.00%	0.00%	100.00%	0.00%	0.00%	
<b>Totals</b>	<b>2</b>	<b>1</b>	<b>2</b>	<b>0</b>	<b>0</b>	<b>2</b>	<b>0</b>	<b>0</b>	<b>1</b>	<b>1</b>	<b>0</b>	<b>1</b>	<b>3</b>	<b>0</b>	<b>0</b>	<b>0</b>
	66.67%	33.33%	100.00%	0.00%	0.00%	100.00%	0.00%	0.00%	33.33%	33.33%	0.00%	33.33%	100.00%	0.00%	0.00%	

Education										
Grad Year	Continuing Education Status				Continuing Education Where					
	Continuing	Applying	Future Plans	Finsihed	At MHCC	Other 2Yr College	4Yr University	Currently Applying	Have Not Applied	
2013-14	0	0	0	2	0	0	0	0	0	
	0.00%	0.00%	0.00%	100.00%						
2012-13	0	0	0	1	0	0	0	0	0	
	0.00%	0.00%	0.00%	100.00%						
<b>Totals</b>	<b>0</b>	<b>0</b>	<b>0</b>	<b>3</b>	<b>0</b>	<b>0</b>	<b>0</b>	<b>0</b>	<b>0</b>	
	0.00%	0.00%	0.00%	100.00%						



# Automotive Chrysler MCAP/Import/Subaru

## Associate of Applied Science - Import Automotive Technology

Employment																											
Grad Year	Employed		Number of Jobs				Related to Degree			Job Location				Time Position Obtained			Independent Contractor		Hours per Week			Calculated Salary			Salary Change		
	Yes	No	1	2	3	4+	Directly	Partially	Not	MHCC District	Portland	In-State	Out-of-State	Before Starting	While Attending	After Award	Yes	No	Avg. # Full-Hours	# Part-Time	Avg. Salary	Min. Salary	Max. Salary	Increase	No Change	Decrease	
2016-17	2	0	2	0	0	0	2	0	0	0	1	1	0	0	2	0	0	2	40.00	2	0	\$15.96	\$14.42	\$17.50	2	0	0
	100.00%	0.00%	100.00%	0.00%	0.00%	0.00%	100.00%	0.00%	0.00%	0.00%	0.00%	50.00%	50.00%	0.00%	0.00%	100.00%	0.00%	100.00%							100.00%	0.00%	0.00%
2014-15	3	0	3	0	0	0	3	0	0	1	1	1	0	1	1	1	0	2		0	0				2	1	0
	100.00%	0.00%	100.00%	0.00%	0.00%	0.00%	100.00%	0.00%	0.00%	33.33%	33.33%	33.33%	0.00%	33.33%	33.33%	33.33%	0.00%	100.00%							66.67%	33.33%	0.00%
2013-14	1	0	1	0	0	0	1	0	0	0	1	0	0	0	1	0	1	1	40.00	1	0	\$12.50	\$12.50	\$12.50	1	0	0
	100.00%	0.00%	100.00%	0.00%	0.00%	0.00%	100.00%	0.00%	0.00%	0.00%	100.00%	0.00%	0.00%	0.00%	100.00%	0.00%	100.00%	0.00%	100.00%							100.00%	0.00%
2012-13	2	0	2	0	0	0	2	0	0	0	2	0	0	0	1	1	2	2	43.75	2	0	\$17.82	\$14.00	\$21.63	2	0	0
	100.00%	0.00%	100.00%	0.00%	0.00%	0.00%	100.00%	0.00%	0.00%	0.00%	100.00%	0.00%	0.00%	0.00%	50.00%	50.00%	0.00%	100.00%								100.00%	0.00%
Totals	8	0	8	0	0	0	8	0	0	1	5	2	0	1	5	2	7	7	41.50	5	0	\$16.01	\$12.50	\$21.63	7	1	0
	100.00%	0.00%	100.00%	0.00%	0.00%	0.00%	100.00%	0.00%	0.00%	12.50%	62.50%	25.00%	0.00%	12.50%	62.50%	25.00%	0.00%	100.00%							87.50%	12.50%	0.00%

Job Seeking																
Grad Year	Seeking Employment		Seeking FT/PT			Related to Degree			Job Seeking Location				Job Placement Services			
	Yes	No	Full-Time	Part-Time	Either	Related	Not Related	Either	MHCC District	Portland	In-State	Out-of-State	Not Aware More Info	Not Aware Not Needed	Aware Used	Aware Not Used
2016-17	0	2	0	0	0	0	0	0	0	0	0	0	0	0	0	0
	0.00%	100.00%														
2014-15	1	2	1	0	0	1	0	0	0	1	0	0	3	0	0	0
	33.33%	66.67%	100.00%	0.00%	0.00%	100.00%	0.00%	0.00%	0.00%	100.00%	0.00%	0.00%	100.00%	0.00%	0.00%	0.00%
2013-14	0	1	0	0	0	0	0	0	0	0	0	0	1	0	0	0
	0.00%	100.00%											100.00%	0.00%	0.00%	0.00%
2012-13	0	2	0	0	0	0	0	0	0	0	0	0	2	0	0	0
	0.00%	100.00%											100.00%	0.00%	0.00%	0.00%
Totals	1	7	1	0	0	1	0	0	0	1	0	0	6	0	0	0
	12.50%	87.50%	100.00%	0.00%	0.00%	100.00%	0.00%	0.00%	0.00%	100.00%	0.00%	0.00%	100.00%	0.00%	0.00%	0.00%

Education									
Grad Year	Continuing Education Status				Continuing Education Where				
	Continuing	Applying	Future Plans	Finsihed	At MHCC	Other 2Yr College	4Yr University	Currently Applying	Have Not Applied
2016-17	0	0	1	1	0	0	0	0	1
	0.00%	0.00%	50.00%	50.00%	0.00%	0.00%	0.00%	0.00%	100.00%
2014-15	0	0	1	2	0	0	0	0	1
	0.00%	0.00%	33.33%	66.67%	0.00%	0.00%	0.00%	0.00%	100.00%
2013-14	1	0	0	0	1	0	0	0	0
	100.00%	0.00%	0.00%	0.00%	100.00%	0.00%	0.00%	0.00%	0.00%
2012-13	1	0	0	1	0	0	0	0	1
	50.00%	0.00%	0.00%	50.00%	0.00%	0.00%	0.00%	0.00%	100.00%
Totals	2	0	2	4	1	0	0	0	3
	25.00%	0.00%	25.00%	50.00%	25.00%	0.00%	0.00%	0.00%	75.00%

**Automotive Chrysler MCAP/Import/Subaru**

**Associate of Applied Science - Honda PACT Automotive Technology**

**Employment**

Grad Year	Employed		Number of Jobs				Related to Degree			Job Location				Time Position Obtained			Independent Contractor		Hours per Week			Calculated Salary			Salary Change		
	Yes	No	1	2	3	4+	Directly	Partially	Not	MHCC District	Portland	In-State	Out-of-State	Before Starting	While Attending	After Award	Yes	No	Avg. Hours	# Full-Time	# Part-Time	Avg. Salary	Min. Salary	Max. Salary	Increase	No Change	Decrease
2014-15	3	0	3	0	0	0	3	0	0	1	2	0	0	0	2	1	0	3	40.00	1	0	\$11.08	\$11.08	\$11.08	3	0	0
	100.00%	0.00%	100.00%	0.00%	0.00%	0.00%	100.00%	0.00%	0.00%	33.33%	66.67%	0.00%	0.00%	0.00%	66.67%	33.33%	0.00%	100.00%							100.00%	0.00%	0.00%
<b>Totals</b>	<b>3</b>	<b>0</b>	<b>3</b>	<b>0</b>	<b>0</b>	<b>0</b>	<b>3</b>	<b>0</b>	<b>0</b>	<b>1</b>	<b>2</b>	<b>0</b>	<b>0</b>	<b>0</b>	<b>2</b>	<b>1</b>	<b>0</b>	<b>3</b>	<b>40.00</b>	<b>1</b>	<b>0</b>	<b>\$11.08</b>	<b>\$11.08</b>	<b>\$11.08</b>	<b>3</b>	<b>0</b>	<b>0</b>
	100.00%	0.00%	100.00%	0.00%	0.00%	0.00%	100.00%	0.00%	0.00%	33.33%	66.67%	0.00%	0.00%	0.00%	66.67%	33.33%	0.00%	100.00%							100.00%	0.00%	0.00%

**Job Seeking**

Grad Year	Seeking Employment		Seeking FT/PT			Related to Degree			Job Seeking Location				Job Placement Services			
	Yes	No	Full-Time	Part-Time	Either	Related	Not Related	Either	MHCC District	Portland	In-State	Out-of-State	Not Aware More Info	Not Aware Not Needed	Aware Used	Aware Not Used
2014-15	0	3	0	0	0	0	0	0	0	0	0	0	3	0	0	0
	0.00%	100.00%											100.00%	0.00%	0.00%	0.00%
<b>Totals</b>	<b>0</b>	<b>3</b>	<b>0</b>	<b>0</b>	<b>0</b>	<b>0</b>	<b>0</b>	<b>0</b>	<b>0</b>	<b>0</b>	<b>0</b>	<b>0</b>	<b>3</b>	<b>0</b>	<b>0</b>	<b>0</b>
	0.00%	100.00%											100.00%	0.00%	0.00%	0.00%

**Education**

Grad Year	Continuing Education Status				Continuing Education Where				
	Continuing	Applying	Future Plans	Finsihed	At MHCC	Other 2Yr College	4Yr University	Currently Applying	Have Not Applied
2014-15	0	0	1	2	0	0	0	0	1
	0.00%	0.00%	33.33%	66.67%	0.00%	0.00%	0.00%	0.00%	100.00%
<b>Totals</b>	<b>0</b>	<b>0</b>	<b>1</b>	<b>2</b>	<b>0</b>	<b>0</b>	<b>0</b>	<b>0</b>	<b>1</b>
	0.00%	0.00%	33.33%	66.67%	0.00%	0.00%	0.00%	0.00%	100.00%



# Automotive Chrysler MCAP/Import/Subaru

## Certificate - Automotive Technology - Light Repair

Employment																											
Grad Year	Employed		Number of Jobs				Related to Degree			Job Location				Time Position Obtained			Independent Contractor		Hours per Week			Calculated Salary			Salary Change		
	Yes	No	1	2	3	4+	Directly	Partially	Not	MHCC District	Portland	In-State	Out-of-State	Before Starting	While Attending	After Award	Yes	No	Avg. Hours	# Full-Time	# Part-Time	Avg. Salary	Min. Salary	Max. Salary	Increase	No Change	Decrease
2013-14	1	0	1	0	0	0	1	0	0	0	0	1	0	0	1	0	0	1	0	0	0	\$17.00	\$17.00	\$17.00	1	0	0
	100.00%	0.00%	100.00%	0.00%	0.00%	0.00%	100.00%	0.00%	0.00%	0.00%	0.00%	100.00%	0.00%	0.00%	100.00%	0.00%	0.00%	100.00%	0.00%	0.00%	0.00%	0.00%	0.00%	0.00%	100.00%	0.00%	0.00%
<b>Totals</b>	<b>1</b>	<b>0</b>	<b>1</b>	<b>0</b>	<b>0</b>	<b>0</b>	<b>1</b>	<b>0</b>	<b>0</b>	<b>0</b>	<b>0</b>	<b>1</b>	<b>0</b>	<b>0</b>	<b>1</b>	<b>0</b>	<b>0</b>	<b>1</b>	<b>0</b>	<b>0</b>	<b>\$17.00</b>	<b>\$17.00</b>	<b>\$17.00</b>	<b>1</b>	<b>0</b>	<b>0</b>	
	100.00%	0.00%	100.00%	0.00%	0.00%	0.00%	100.00%	0.00%	0.00%	0.00%	0.00%	100.00%	0.00%	0.00%	100.00%	0.00%	0.00%	100.00%	0.00%	0.00%	0.00%	0.00%	0.00%	0.00%	100.00%	0.00%	0.00%

Job Seeking																
Grad Year	Seeking Employment		Seeking FT/PT			Related to Degree			Job Seeking Location				Job Placement Services			
	Yes	No	Full-Time	Part-Time	Either	Related	Not Related	Either	MHCC District	Portland	In-State	Out-of-State	Not Aware More Info	Not Aware Not Needed	Aware Used	Aware Not Used
2013-14	1	0	1	0	0	1	0	0	0	0	0	1	1	0	0	0
	100.00%	0.00%	100.00%	0.00%	0.00%	100.00%	0.00%	0.00%	0.00%	0.00%	100.00%	100.00%	0.00%	0.00%	0.00%	
<b>Totals</b>	<b>1</b>	<b>0</b>	<b>1</b>	<b>0</b>	<b>0</b>	<b>1</b>	<b>0</b>	<b>0</b>	<b>0</b>	<b>0</b>	<b>1</b>	<b>1</b>	<b>0</b>	<b>0</b>	<b>0</b>	
	100.00%	0.00%	100.00%	0.00%	0.00%	100.00%	0.00%	0.00%	0.00%	0.00%	100.00%	100.00%	0.00%	0.00%	0.00%	

Education									
Grad Year	Continuing Education Status				Continuing Education Where				
	Continuing	Applying	Future Plans	Finsihed	At MHCC	Other 2Yr College	4Yr University	Currently Applying	Have Not Applied
2013-14	0	0	0	1	0	0	0	0	0
	0.00%	0.00%	0.00%	100.00%	0	0	0	0	0
<b>Totals</b>	<b>0</b>	<b>0</b>	<b>0</b>	<b>1</b>	<b>0</b>	<b>0</b>	<b>0</b>	<b>0</b>	<b>0</b>
	0.00%	0.00%	0.00%	100.00%	0	0	0	0	0

# Automotive Chrysler MCAP/Import/Subaru

## List of Employers

UPS

All About Automotive inc.

Burback Motors

Dick's Country Dodge Chrysler Jeep

Freeman motor co

Freeman motors

Microsoft via Kelly Services (contract)

north west jeep chrysler dodge

Portland Motor Works

Superior Automotive Service

Tonkin Gresham Honda

Town & Country Honda of Gladstone

trackforged INC