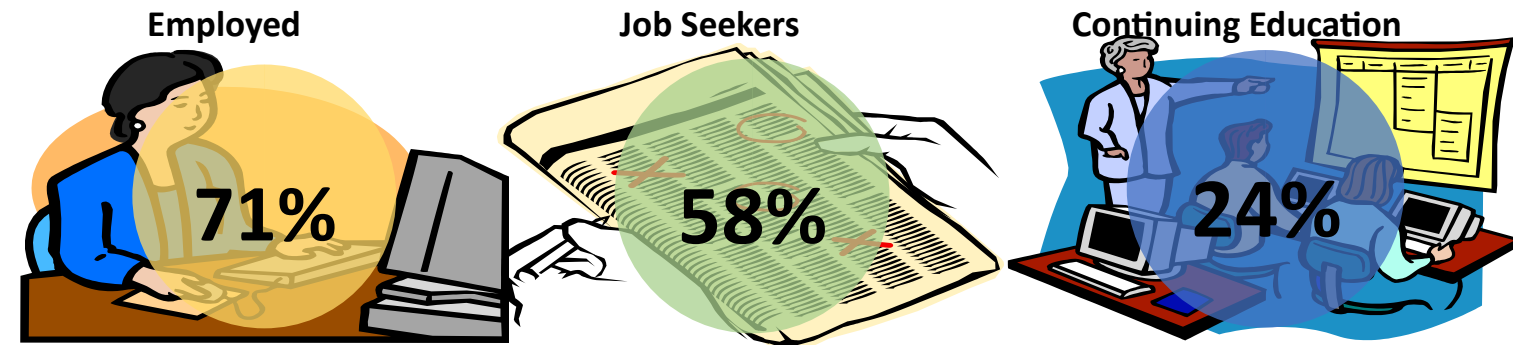
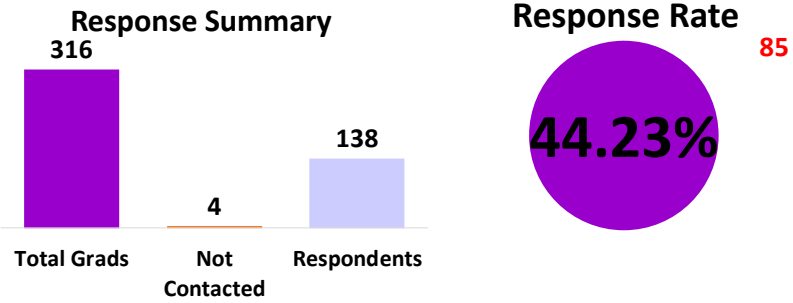
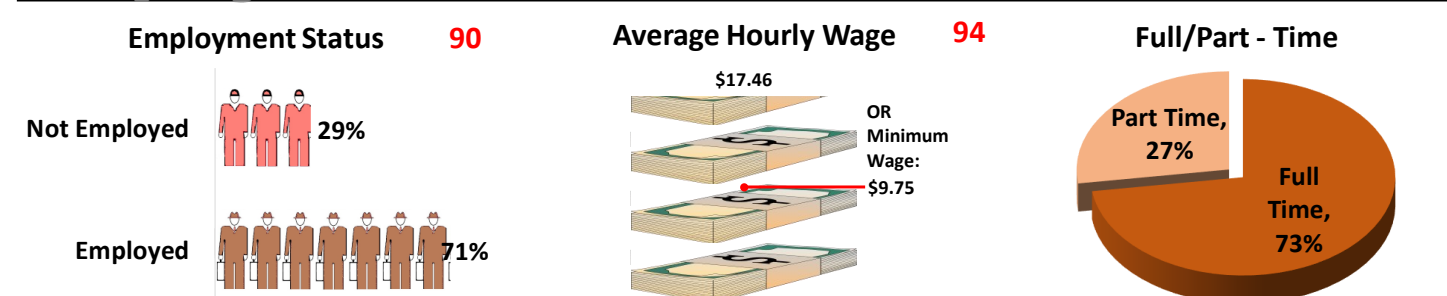


# Computer Information Systems

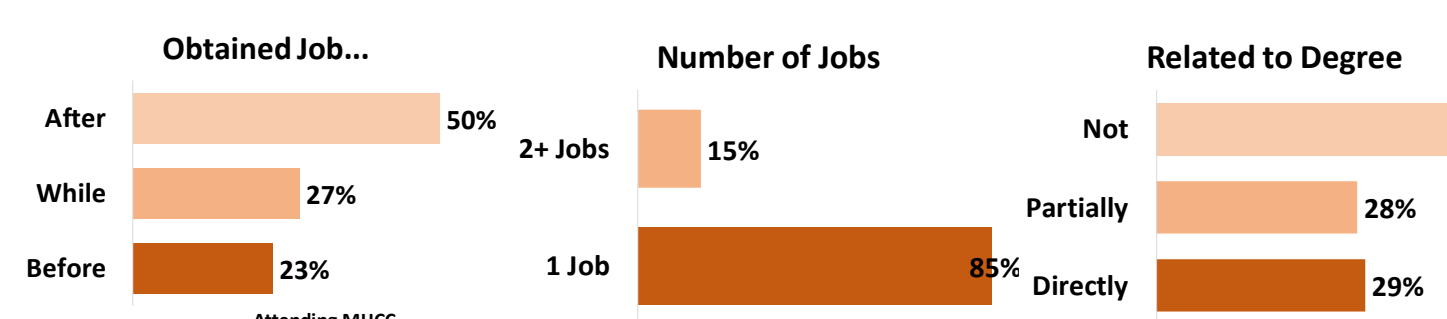
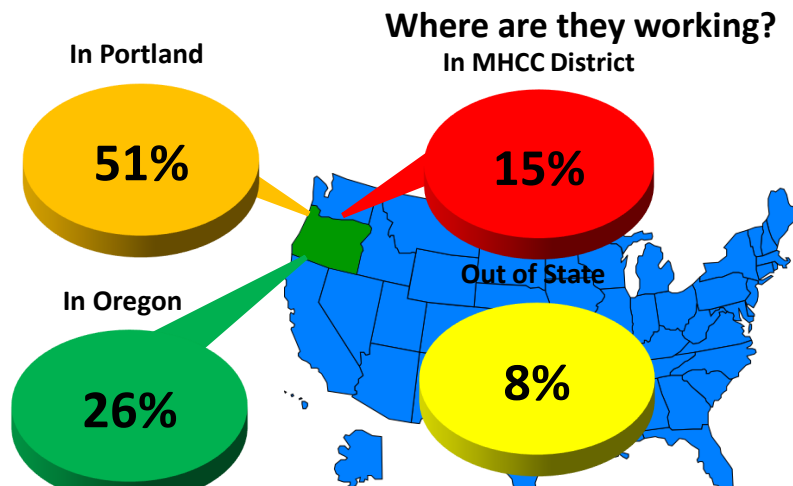
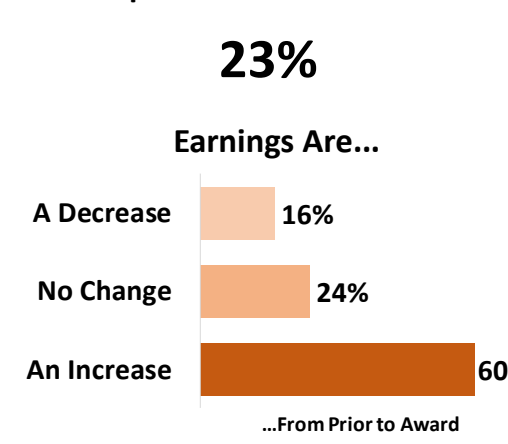
## At a Glance...



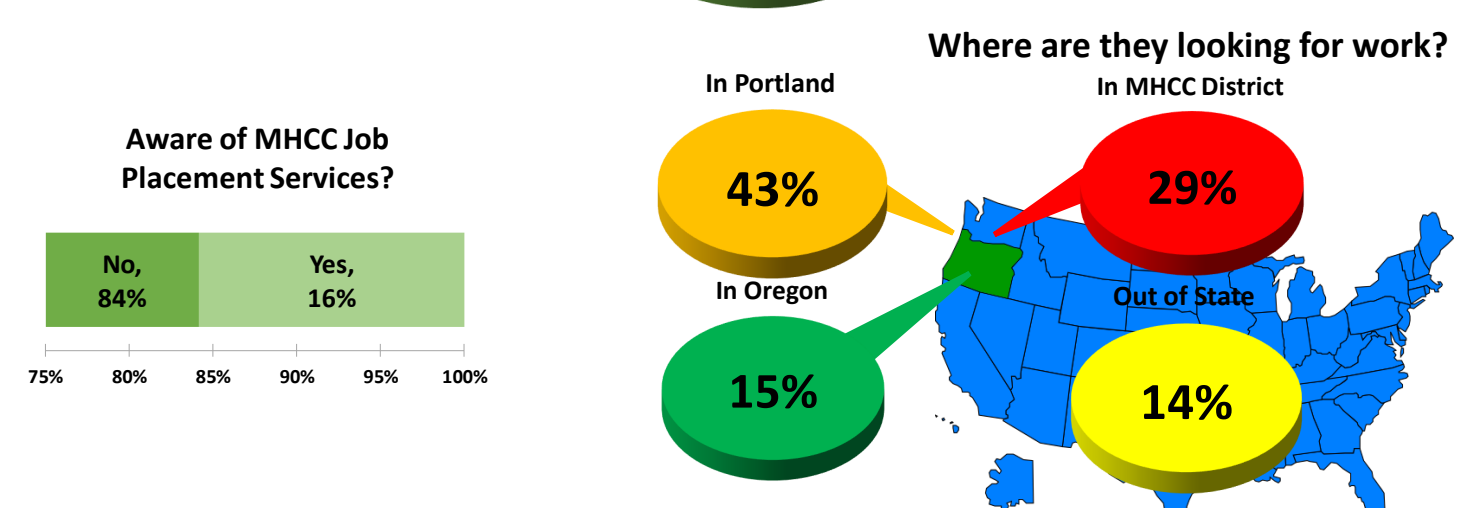
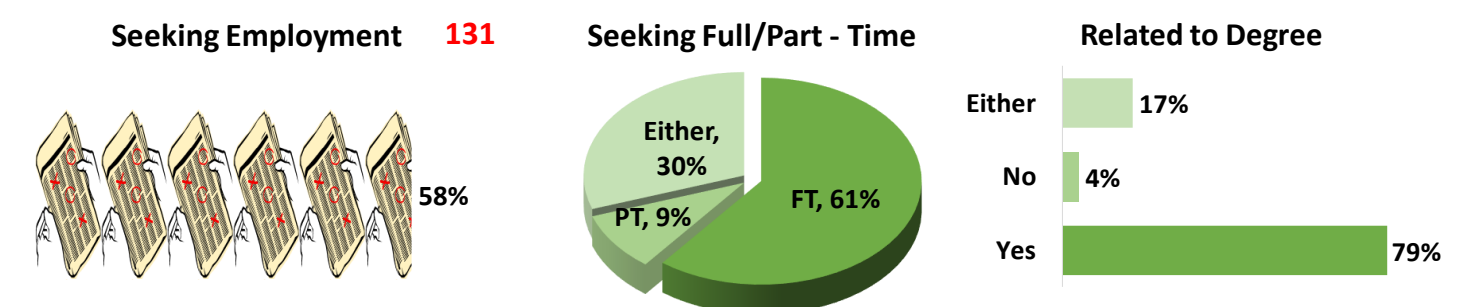
### Employed Respondents Indicating They Had At Least One Job: 93



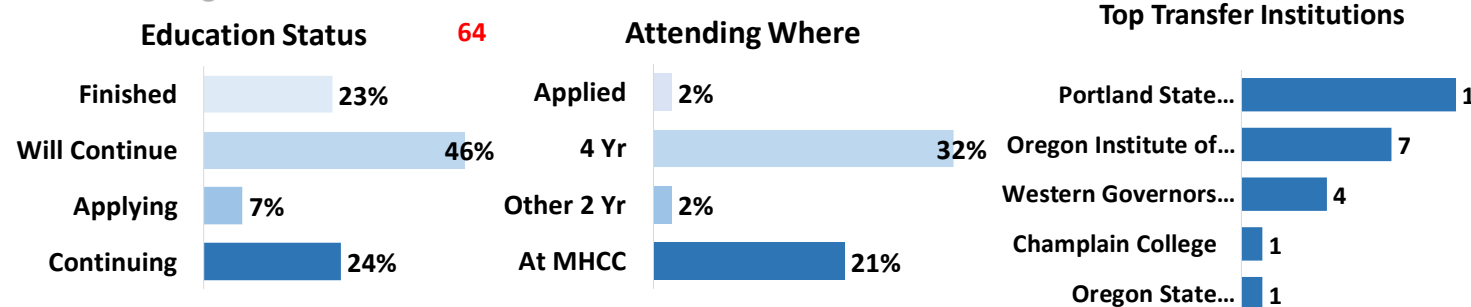
### Percent Self Employed / Independent Contractor: 23%



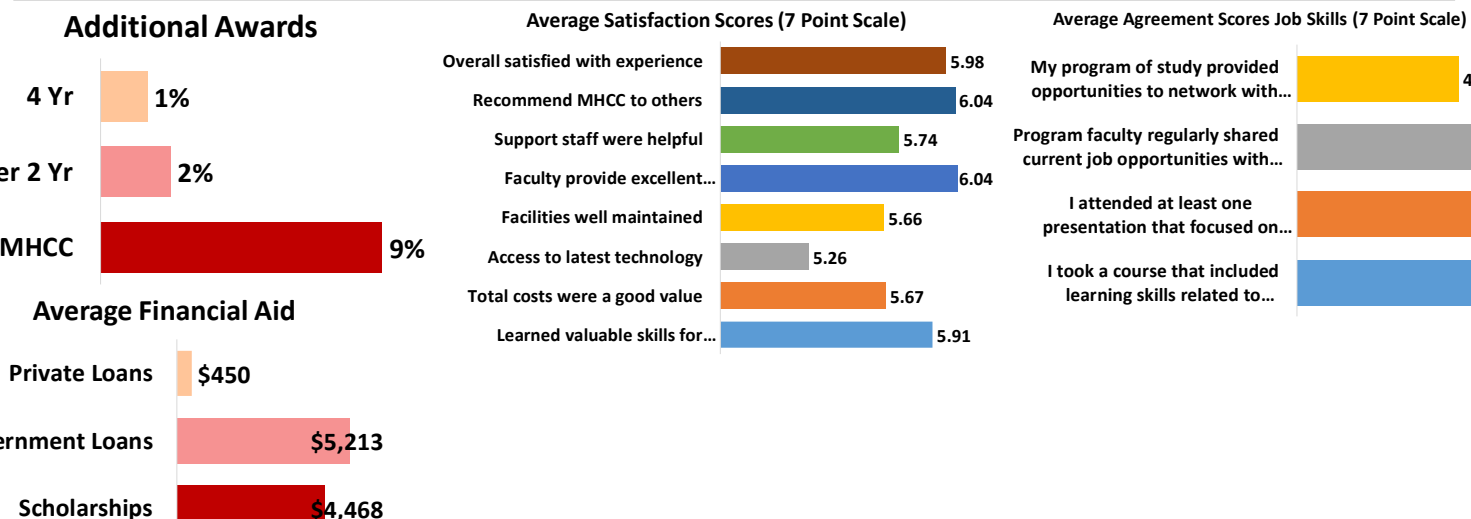
## Job Seekers Respondents Indicating They Are Looking for Work: 76



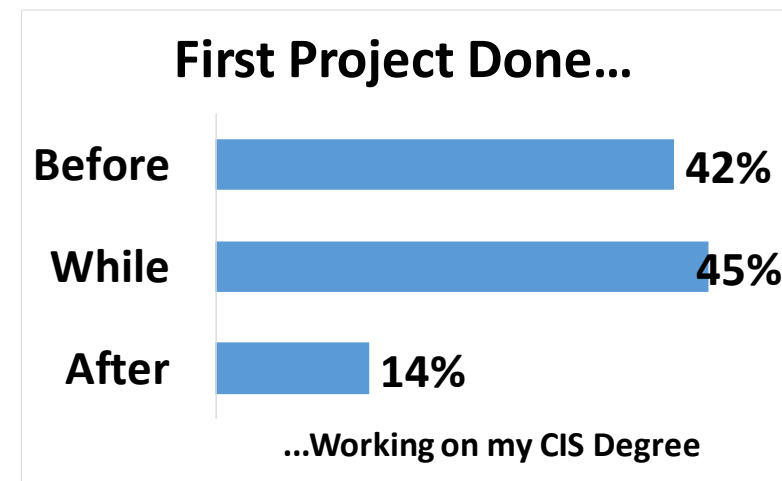
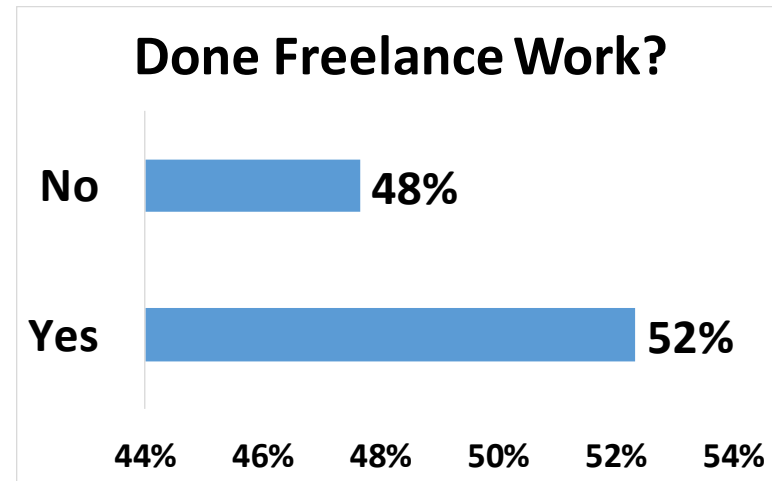
## Continuing Education Respondents Indicating They Are Continuing Education: 32



## Other Information



# Program-specific Questions



# Data Tables for: Computer Information Systems

## Computer Information Systems - Employment

Employment Status					Hours Worked per Week And Full Time / Part Time Status								Calculated Hourly Wages					Independent Contractor / Self Employed								
		Employed		Not Employed				Avg Hours	Min	Max	Full Time		Part Time				Avg Wage	Min	Max	5% Trimmed Avg Wage			Yes		No	
2016-17	22	85%	4	15%	2016-17	41.88	25	60	14	88%	2	13%	2016-17	\$19.22	\$11.25	\$29.00	\$19.54	2016-17	6	27%	16	73%				
2015-16	23	66%	12	34%	2015-16	34.55	2	60	13	59%	9	41%	2015-16	\$16.64	\$9.75	\$31.25	\$16.95	2015-16	6	26%	17	74%				
2014-15	18	67%	9	33%	2014-15	36.60	25	50	7	70%	3	30%	2014-15	\$16.96	\$10.96	\$22.50	\$17.09	2014-15	3	17%	15	83%				
2013-14	13	65%	7	35%	2013-14	36.23	16	50	9	69%	4	31%	2013-14	\$17.36	\$10.00	\$41.43	\$16.67	2013-14	2	15%	11	85%				
2012-13	16	73%	6	27%	2012-13	39.83	5	65	13	87%	2	13%	2012-13	\$20.63	\$10.66	\$43.00	\$20.27	2012-13	4	25%	12	75%				
Total	92	71%	38	29%	Total	37.69	2	65	56	74%	20	26%	Total	\$18.14	\$9.75	\$43.00	\$17.93	Total	21	23%	71	77%				

Salary Change from Prior to Award							
		Increase		No Change		Decrease	
2016-17	15	68%	6	27%	1	5%	
2015-16	11	48%	6	26%	6	26%	
2014-15	9	53%	6	35%	2	12%	
2013-14	8	62%	1	8%	4	31%	
2012-13	12	75%	3	19%	1	6%	
Total	55	60%	22	24%	14	15%	

Job Location									
		MHCC District		Portland		In State		Out of State	
2016-17	1	5%	13	59%	5	23%	3	14%	
2015-16	4	18%	10	45%	5	23%	3	14%	
2014-15	3	17%	8	44%	7	39%	0	0%	
2013-14	1	8%	8	62%	3	23%	1	8%	
2012-13	5	31%	8	50%	3	19%	0	0%	
Total	14	15%	47	52%	23	25%	7	8%	

Time Position Obtained (Relative to Award)							
		Before		During		After	
2016-17	5	24%	4	19%	12	57%	
2015-16	7	30%	6	26%	10	43%	
2014-15	5	28%	6	33%	7	39%	
2013-14	1	8%	4	31%	8	62%	
2012-13	3	19%	4	25%	9	56%	
Total	21	23%	24	26%	46	51%	

Number Of Jobs									
		1 Job		2 Jobs		3 Jobs		4+ Jobs	
2016-17	20	91%	1	5%	0	0%	1	5%	
2015-16	18	78%	3	13%	0	0%	2	9%	
2014-15	18	100%	0	0%	0	0%	0	0%	
2013-14	11	85%	1	8%	0	0%	1	8%	
2012-13	11	69%	3	19%	2	13%	0	0%	
Total	78	85%	8	9%	2	2%	4	4%	

Related to Degree									
		Directly		Partially		Not			
2016-17	4	18%	8	36%	10	45%			
2015-16	6	26%	6	26%	11	48%			
2014-15	5	28%	2	11%	11	61%			
2013-14	5	36%	3	21%	6	43%			
2012-13	7	44%	7	44%	2	13%			
Total	27	29%	26	28%	40	43%			

**Computer Information Systems - Job Seekers**

Seeking Employment					Seeking Full Time / Part Time						Seeking Work Related to Degree								
		Yes		No				Full Time		Part Time				Related		Not Related		Either	
2016-17	12	46%	14	54%	2016-17	8	67%	1	8%	3	25%	2016-17	10	83%	1	8%	1	8%	
2015-16	21	60%	14	40%	2015-16	13	62%	4	19%	4	19%	2015-16	17	81%	2	10%	2	10%	
2014-15	17	63%	10	37%	2014-15	10	59%	1	6%	6	35%	2014-15	13	76%	0	0%	4	24%	
2013-14	14	67%	7	33%	2013-14	8	57%	1	7%	5	36%	2013-14	11	79%	0	0%	3	21%	
2012-13	11	50%	11	50%	2012-13	7	64%	0	0%	4	36%	2012-13	9	82%	0	0%	2	18%	
Total	75	57%	56	43%	Total	46	61%	7	9%	22	29%	Total	60	80%	3	4%	12	16%	

Job Seeking Location					Job Placement Services												
		MHCC District		Portland		In State		Out of State		Not Aware More Info		Not Aware Not Needed		Aware Used		Aware Not Used	
2016-17	8	32%	10	40%	5	20%	2	8%	2016-17	7	58%	0	0%	4	33%	1	8%
2015-16	8	23%	17	49%	4	11%	6	17%	2015-16	9	43%	3	14%	2	10%	7	33%
2014-15	8	29%	12	43%	4	14%	4	14%	2014-15	27	100%	0	0%	0	0%	0	0%
2013-14	6	25%	11	46%	3	13%	4	17%	2013-14	21	100%	0	0%	0	0%	0	0%
2012-13	8	35%	8	35%	4	17%	3	13%	2012-13	17	89%	0	0%	0	0%	2	11%
Total	38	28%	58	43%	20	15%	19	14%	Total	81	81%	3	3%	6	6%	10	10%

**Computer Information Systems - Education**

Continuing Education Status					Continuing Education Where														
		Continuing		Applying		Future Plans		Finished		MHCC		Other 2-Year		4- Year		Applied		Not Applied	
2016-17	7	27%	2	8%	11	42%	6	23%	2016-17	3	15%	0	0%	10	50%	0	0%	7	35%
2015-16	11	31%	2	6%	14	40%	8	23%	2015-16	2	7%	1	4%	8	30%	2	7%	14	52%
2014-15	5	19%	0	0%	13	48%	9	33%	2014-15	7	39%	0	0%	4	22%	0	0%	7	39%
2013-14	6	29%	3	14%	8	38%	4	19%	2013-14	3	18%	1	6%	5	29%	0	0%	8	47%
2012-13	3	14%	2	9%	14	64%	3	14%	2012-13	5	26%	0	0%	6	32%	0	0%	8	42%
Total	32	24%	9	7%	60	46%	30	23%	Total	20	20%	2	2%	33	33%	2	2%	44	44%

Transfer Institutions		
University	Attending	Applied
Champlain College	1	0
Oregon Institute of Technology (OIT)	7	1
Oregon State University	1	0
Pheonix University	1	0
Portland State University	10	1
Southern New Hampshire University	1	0
Southern Oregon University	1	0
University of Oregon	1	0
Utah State University	1	0
Western Governors University	4	0

Computer Information Systems - Response Rates by Degree				
<b>Associate of Applied Science - Information Technology</b>				
Grad Year	Total Graduates	Total Contacted	Total Respondents	Response Rate
2014-15	1	1	0	0.00%
Total	1	1	0	0.00%
<b>Associate of Applied Science - Web Management / Web Master</b>				
Grad Year	Total Graduates	Total Contacted	Total Respondents	Response Rate
2014-15	3	3	1	33.33%
2013-14	4	3	2	66.67%
2012-13	2	2	1	50.00%
Total	9	8	4	50.00%
<b>Associate of Applied Science - Database Management</b>				
Grad Year	Total Graduates	Total Contacted	Total Respondents	Response Rate
2016-17	3	3	1	33.33%
2015-16	3	3	3	100.00%
2014-15	5	5	3	60.00%
2013-14	3	3	2	66.67%
2012-13	3	3	1	33.33%
Total	17	17	10	58.82%
<b>Associate of Applied Science - Information Technology</b>				
Grad Year	Total Graduates	Total Contacted	Total Respondents	Response Rate
2016-17	1	1	0	0.00%
2015-16	7	7	2	28.57%
2014-15	17	17	7	41.18%
2013-14	8	8	3	37.50%
2012-13	10	10	7	70.00%
Total	43	43	19	44.19%
<b>Associate of Applied Science - Networks and Operating Systems</b>				
Grad Year	Total Graduates	Total Contacted	Total Respondents	Response Rate
2016-17	2	2	0	0.00%
2015-16	6	6	6	100.00%
2014-15	5	5	3	60.00%
2013-14	3	3	0	0.00%
2012-13	11	11	6	54.55%
Total	27	27	15	55.56%
<b>Associate of Applied Science - Web Management / Web Master</b>				
Grad Year	Total Graduates	Total Contacted	Total Respondents	Response Rate
2015-16	3	3	0	0.00%
2014-15	4	4	3	75.00%
Total	7	7	3	42.86%

<b>Associate of Applied Science - Computer Information Systems</b>				
Grad Year	Total Graduates	Total Contacted	Total Respondents	Response Rate
2016-17	2	2	2	100.00%
2015-16	3	3	1	33.33%
2014-15	1	1	0	0.00%
2012-13	1	1	1	100.00%
Total	7	7	4	57.14%
<b>Associate of Applied Science - Computer Game Development</b>				
Grad Year	Total Graduates	Total Contacted	Total Respondents	Response Rate
2016-17	4	4	0	0.00%
2015-16	7	7	3	42.86%
2014-15	7	7	3	42.86%
2013-14	10	10	5	50.00%
2012-13	3	3	2	66.67%
Total	31	31	13	41.94%
<b>Associate of Applied Science - Health Informatics</b>				
Grad Year	Total Graduates	Total Contacted	Total Respondents	Response Rate
2015-16	2	2	1	50.00%
2014-15	4	4	2	50.00%
2013-14	3	2	2	100.00%
2012-13	7	7	6	85.71%
Total	16	15	11	73.33%
<b>Associate of Applied Science - Cyber Security / Networking</b>				
Grad Year	Total Graduates	Total Contacted	Total Respondents	Response Rate
2016-17	13	13	2	15.38%
2015-16	19	19	10	52.63%
2014-15	8	8	2	25.00%
2013-14	8	8	6	75.00%
Total	48	48	20	41.67%
<b>Associate of Science - Computer Science</b>				
Grad Year	Total Graduates	Total Contacted	Total Respondents	Response Rate
2014-15	1	1	0	0.00%
Total	1	1	0	0.00%
<b>Certificate - Database Management</b>				
Grad Year	Total Graduates	Total Contacted	Total Respondents	Response Rate
2013-14	1	1	0	0.00%
2012-13	2	2	1	50.00%
Total	3	3	1	33.33%

Certificate - Information Technology				
Grad Year	Total Graduates	Total Contacted	Total Respondents	Response Rate
2014-15	4	4	2	50.00%
2013-14	3	3	1	33.33%
2012-13	1	1	0	0.00%
Total	8	8	3	37.50%

Certificate - Networks and Operating Systems				
Grad Year	Total Graduates	Total Contacted	Total Respondents	Response Rate
2013-14	1	1	1	100.00%
Total	1	1	1	100.00%

Certificate - Web Management / Web Master				
Grad Year	Total Graduates	Total Contacted	Total Respondents	Response Rate
2013-14	2	2	1	50.00%
2012-13	1	1	0	0.00%
Total	3	3	1	33.33%

1 Year Certificate - Database Management				
Grad Year	Total Graduates	Total Contacted	Total Respondents	Response Rate
2016-17	1	1	0	0.00%
2015-16	3	3	2	66.67%
Total	4	4	2	50.00%

1 Year Certificate - Information Technology				
Grad Year	Total Graduates	Total Contacted	Total Respondents	Response Rate
2016-17	2	2	1	50.00%
2015-16	7	7	2	28.57%
Total	9	9	3	33.33%

1 Year Certificate - Networks and Operating Systems				
Grad Year	Total Graduates	Total Contacted	Total Respondents	Response Rate
2016-17	2	2	0	0.00%
2015-16	4	4	4	100.00%
Total	6	6	4	66.67%

Less Than One-Year Certificate - Information Technology				
Grad Year	Total Graduates	Total Contacted	Total Respondents	Response Rate
2014-15	4	4	2	50.00%
Total	4	4	2	50.00%

Less Than One-Year Certificate - Networks and Operating Systems				
Grad Year	Total Graduates	Total Contacted	Total Respondents	Response Rate
2014-15	5	5	5	100.00%
Total	5	5	5	100.00%

Less Than One-Year Certificate - Web Management / Web Master				
Grad Year	Total Graduates	Total Contacted	Total Respondents	Response Rate
2015-16	1	1	1	100.00%
2014-15	1	1	0	0.00%
Total	2	2	1	50.00%

Totals for Computer Information Systems				
Total	252	250	122	48.80%
Note: Totals may not match Program Total Data Tables. Students with multiple awards are counted in each award earned.				



# Computer Information Systems

## Associate of Applied Science - Web Management / Web Master

Employment																											
Grad Year	Employed		Number of Jobs				Related to Degree			Job Location				Time Position Obtained			Independent Contractor		Hours per Week			Calculated Salary			Salary Change		
	Yes	No	1	2	3	4+	Directly	Partially	Not	MHCC District	Portland	In-State	Out-of-State	Before Starting	While Attending	After Award	Yes	No	Avg. Hours	# Full-Time	# Part-Time	Avg. Salary	Min. Salary	Max. Salary	Increase	No Change	Decrease
2014-15	0	1	0	0	0	0	0	0	0	0	0	0	0	0	0	0	0	0	0	0	0				0	0	0
	0.00%	100.00%																									
2013-14	0	1	0	0	0	0	0	0	0	0	0	0	0	0	0	0	0	0	0	0	0				0	0	0
	0.00%	100.00%																									
2012-13	1	0	1	0	0	0	1	0	0	0	1	0	0	0	0	1	0	1	42.50	1	0	\$20.36	\$20.36	\$20.36	1	0	0
	100.00%	0.00%	100.00%	0.00%	0.00%	0.00%	100.00%	0.00%	0.00%	0.00%	0.00%	100.00%	0.00%	0.00%	100.00%	0.00%	100.00%							100.00%	0.00%	0.00%	
<b>Totals</b>	<b>1</b>	<b>2</b>	<b>1</b>	<b>0</b>	<b>0</b>	<b>0</b>	<b>1</b>	<b>0</b>	<b>0</b>	<b>0</b>	<b>1</b>	<b>0</b>	<b>0</b>	<b>0</b>	<b>0</b>	<b>1</b>	<b>0</b>	<b>1</b>	<b>42.50</b>	<b>1</b>	<b>0</b>	<b>\$20.36</b>	<b>\$20.36</b>	<b>\$20.36</b>	<b>1</b>	<b>0</b>	<b>0</b>
	33.33%	66.67%																									

Job Seeking																
Grad Year	Seeking Employment		Seeking FT/PT			Related to Degree			Job Seeking Location				Job Placement Services			
	Yes	No	Full-Time	Part-Time	Either	Related	Not Related	Either	MHCC District	Portland	In-State	Out-of-State	Not Aware More Info	Not Aware Not Needed	Aware Used	Aware Not Used
2014-15	1	0	0	0	1	1	0	0	1	1	0	1	1	0	0	0
	100.00%	0.00%	0.00%	0.00%	100.00%	100.00%	0.00%	0.00%	33.33%	33.33%	0.00%	33.33%	100.00%	0.00%	0.00%	0.00%
2013-14	1	0	0	0	1	0	0	1	0	1	0	0	1	0	0	0
	100.00%	0.00%	0.00%	0.00%	100.00%	0.00%	0.00%	100.00%	0.00%	100.00%	0.00%	0.00%	100.00%	0.00%	0.00%	0.00%
2012-13	0	1	0	0	0	0	0	0	0	0	0	0	0	0	0	0
	0.00%	100.00%														
<b>Totals</b>	<b>2</b>	<b>1</b>	<b>0</b>	<b>0</b>	<b>2</b>	<b>1</b>	<b>0</b>	<b>1</b>	<b>1</b>	<b>2</b>	<b>0</b>	<b>1</b>	<b>2</b>	<b>0</b>	<b>0</b>	
	66.67%	33.33%	0.00%	0.00%	100.00%	50.00%	0.00%	50.00%	25.00%	50.00%	0.00%	25.00%	100.00%	0.00%	0.00%	

Education									
Grad Year	Continuing Education Status				Continuing Education Where				
	Continuing	Applying	Future Plans	Finsihed	At MHCC	Other 2Yr College	4Yr University	Currently Applying	Have Not Applied
2014-15	0	0	0	1	0	0	0	0	0
	0.00%	0.00%	0.00%	100.00%					
2013-14	0	0	0	1	0	0	0	0	0
	0.00%	0.00%	0.00%	100.00%					
2012-13	0	0	0	1	0	0	0	0	0
	0.00%	0.00%	0.00%	100.00%					
<b>Totals</b>	<b>0</b>	<b>0</b>	<b>0</b>	<b>3</b>	<b>0</b>	<b>0</b>	<b>0</b>	<b>0</b>	<b>0</b>
	0.00%	0.00%	0.00%	100.00%					





Employment																											
Grad Year	Employed		Number of Jobs				Related to Degree			Job Location				Time Position Obtained			Independent Contractor		Hours per Week			Calculated Salary			Salary Change		
	Yes	No	1	2	3	4+	Directly	Partially	Not	MHCC District	Portland	In-State	Out-of-State	Before Starting	While Attending	After Award	Yes	No	Avg. Hours	# Full-Time	# Part-Time	Avg. Salary	Min. Salary	Max. Salary	Increase	No Change	Decrease
2016-17	1	0	1	0	0	0	0	0	1	0	1	0	0	0	0	1	0	1	40.00	1	0	\$19.23	\$19.23	\$19.23	1	0	0
	100.00%	0.00%	100.00%	0.00%	0.00%	0.00%	0.00%	0.00%	100.00%	0.00%	100.00%	0.00%	0.00%	0.00%	0.00%	100.00%	0.00%	100.00%							100.00%	0.00%	0.00%
2015-16	2	1	1	1	0	0	0	1	1	2	0	0	0	1	1	0	0	2	31.00	1	1	\$16.80	\$11.00	\$22.60	1	0	1
	66.67%	33.33%	50.00%	50.00%	0.00%	0.00%	0.00%	50.00%	50.00%	100.00%	0.00%	0.00%	0.00%	50.00%	50.00%	0.00%	0.00%	100.00%							50.00%	0.00%	50.00%
2014-15	2	1	2	0	0	0	0	1	1	1	0	1	0	1	1	0	1	1	40.00	1	0	\$22.50	\$22.50	\$22.50	1	1	0
	66.67%	33.33%	100.00%	0.00%	0.00%	0.00%	0.00%	50.00%	50.00%	50.00%	0.00%	50.00%	0.00%	50.00%	50.00%	0.00%	50.00%	50.00%							50.00%	50.00%	0.00%
2013-14	1	1	1	0	0	0	0	1	0	0	1	0	0	0	0	1	0	1	40.00	1	0	\$19.00	\$19.00	\$19.00	0	0	1
	50.00%	50.00%	100.00%	0.00%	0.00%	0.00%	0.00%	100.00%	0.00%	0.00%	100.00%	0.00%	0.00%	0.00%	0.00%	100.00%	0.00%	100.00%							0.00%	0.00%	100.00%
2012-13	1	0	0	1	0	0	0	1	0	1	0	0	0	1	0	0	1	0		0	0	\$35.00	\$35.00	\$35.00	1	0	0
	100.00%	0.00%	0.00%	100.00%	0.00%	0.00%	0.00%	100.00%	0.00%	100.00%	0.00%	0.00%	0.00%	100.00%	0.00%	0.00%	100.00%	0.00%							100.00%	0.00%	0.00%
<b>Totals</b>	<b>7</b>	<b>3</b>	<b>5</b>	<b>2</b>	<b>0</b>	<b>0</b>	<b>0</b>	<b>4</b>	<b>3</b>	<b>4</b>	<b>2</b>	<b>1</b>	<b>0</b>	<b>3</b>	<b>2</b>	<b>2</b>	<b>2</b>	<b>5</b>	<b>36.40</b>	<b>4</b>	<b>1</b>	<b>\$21.55</b>	<b>\$11.00</b>	<b>\$35.00</b>	<b>4</b>	<b>1</b>	<b>2</b>
	70.00%	30.00%	71.43%	28.57%	0.00%	0.00%	0.00%	57.14%	42.86%	57.14%	28.57%	14.29%	0.00%	42.86%	28.57%	28.57%	28.57%	71.43%							57.14%	14.29%	28.57%

Job Seeking																
Grad Year	Seeking Employment		Seeking FT/PT			Related to Degree			Job Seeking Location				Job Placement Services			
	Yes	No	Full-Time	Part-Time	Either	Related	Not Related	Either	MHCC District	Portland	In-State	Out-of-State	Not Aware More Info	Not Aware Not Needed	Aware Used	Aware Not Used
2016-17	0	1	0	0	0	0	0	0	0	0	0	0	0	0	0	0
	0.00%	100.00%														
2015-16	3	0	1	1	1	3	0	0	2	3	0	0	2	1	0	0
	100.00%	0.00%	33.33%	33.33%	33.33%	100.00%	0.00%	0.00%	40.00%	60.00%	0.00%	0.00%	66.67%	33.33%	0.00%	0.00%
2014-15	1	2	0	1	0	1	0	0	0	1	0	0	3	0	0	0
	33.33%	66.67%	0.00%	100.00%	0.00%	100.00%	0.00%	0.00%	0.00%	100.00%	0.00%	0.00%	100.00%	0.00%	0.00%	0.00%
2013-14	1	1	0	0	1	1	0	0	1	1	0	0	2	0	0	0
	50.00%	50.00%	0.00%	0.00%	100.00%	100.00%	0.00%	0.00%	50.00%	50.00%	0.00%	0.00%	100.00%	0.00%	0.00%	0.00%
2012-13	1	0	0	0	1	1	0	0	1	0	0	0	1	0	0	0
	100.00%	0.00%	0.00%	0.00%	100.00%	100.00%	0.00%	0.00%	100.00%	0.00%	0.00%	0.00%	100.00%	0.00%	0.00%	0.00%
<b>Totals</b>	<b>6</b>	<b>4</b>	<b>1</b>	<b>2</b>	<b>3</b>	<b>6</b>	<b>0</b>	<b>0</b>	<b>4</b>	<b>5</b>	<b>0</b>	<b>0</b>	<b>8</b>	<b>1</b>	<b>0</b>	<b>0</b>
	60.00%	40.00%	16.67%	33.33%	50.00%	100.00%	0.00%	0.00%	44.44%	55.56%	0.00%	0.00%	88.89%	11.11%	0.00%	0.00%

Education										
Grad Year	Continuing Education Status				Continuing Education Where					
	Continuing	Applying	Future Plans	Finsihed	At MHCC	Other 2Yr College	4Yr University	Currently Applying	Have Not Applied	
2016-17	0	0	1	0	0	0	0	0	1	
	0.00%	0.00%	100.00%	0.00%	0.00%	0.00%	0.00%	0.00%	100.00%	
2015-16	1	1	1	0	0	0	1	1	1	
	33.33%	33.33%	33.33%	0.00%	0.00%	0.00%	33.33%	33.33%	33.33%	
2014-15	1	0	1	1	0	0	2	0	0	
	33.33%	0.00%	33.33%	33.33%	0.00%	0.00%	100.00%	0.00%	0.00%	
2013-14	1	0	1	0	0	0	1	0	1	
	50.00%	0.00%	50.00%	0.00%	0.00%	0.00%	50.00%	0.00%	50.00%	
2012-13	0	0	1	0	0	0	0	0	1	
	0.00%	0.00%	100.00%	0.00%	0.00%	0.00%	0.00%	0.00%	100.00%	
<b>Totals</b>	<b>3</b>	<b>1</b>	<b>5</b>	<b>1</b>	<b>0</b>	<b>0</b>	<b>4</b>	<b>1</b>	<b>4</b>	
	30.00%	10.00%	50.00%	10.00%	0.00%	0.00%	44.44%	11.11%	44.44%	

# Computer Information Systems

## Associate of Applied Science - Information Technology

Employment																											
Grad Year	Employed		Number of Jobs				Related to Degree			Job Location				Time Position Obtained			Independent Contractor		Hours per Week			Calculated Salary			Salary Change		
	Yes	No	1	2	3	4+	Directly	Partially	Not	MHCC District	Portland	In-State	Out-of-State	Before Starting	While Attending	After Award	Yes	No	Avg. Hours	# Full-Time	# Part-Time	Avg. Salary	Min. Salary	Max. Salary	Increase	No Change	Decrease
2015-16	2	0	2	0	0	0	0	1	1	0	0	1	0	1	0	1	0	2	35.00	1	1	\$19.25	\$18.49	\$20.00	1	1	0
	100.00%	0.00%	100.00%	0.00%	0.00%	0.00%	0.00%	50.00%	50.00%	0.00%	0.00%	100.00%	0.00%	50.00%	0.00%	50.00%	0.00%	100.00%							50.00%	50.00%	0.00%
2014-15	5	2	5	0	0	0	2	0	3	1	2	2	0	1	1	3	4	40.00	2	0	\$17.00	\$14.00	\$20.00	2	2	1	
	71.43%	28.57%	100.00%	0.00%	0.00%	0.00%	40.00%	0.00%	60.00%	20.00%	40.00%	40.00%	0.00%	20.00%	20.00%	60.00%	20.00%	80.00%							40.00%	40.00%	20.00%
2013-14	2	1	2	0	0	0	2	0	0	0	1	1	0	0	1	1	1	34.00	1	1	\$14.92	\$12.84	\$17.00	1	0	1	
	66.67%	33.33%	100.00%	0.00%	0.00%	0.00%	100.00%	0.00%	0.00%	0.00%	50.00%	50.00%	0.00%	0.00%	50.00%	50.00%	50.00%	50.00%							50.00%	0.00%	50.00%
2012-13	4	2	2	1	1	0	2	2	0	2	1	1	0	0	2	2	3	41.25	4	0	\$15.90	\$10.66	\$18.75	4	0	0	
	66.67%	33.33%	50.00%	25.00%	25.00%	0.00%	50.00%	50.00%	0.00%	50.00%	25.00%	25.00%	0.00%	0.00%	50.00%	50.00%	25.00%	75.00%							100.00%	0.00%	0.00%
Totals	13	5	11	1	1	0	6	3	4	3	4	5	0	2	4	7	10	38.30	8	2	\$16.59	\$10.66	\$20.00	8	3	2	
	72.22%	27.78%	84.62%	7.69%	7.69%	0.00%	46.15%	23.08%	30.77%	25.00%	33.33%	41.67%	0.00%	15.38%	30.77%	53.85%	23.08%	76.92%							61.54%	23.08%	15.38%

Job Seeking																
Grad Year	Seeking Employment		Seeking FT/PT			Related to Degree			Job Seeking Location				Job Placement Services			
	Yes	No	Full-Time	Part-Time	Either	Related	Not Related	Either	MHCC District	Portland	In-State	Out-of-State	Not Aware More Info	Not Aware Not Needed	Aware Used	Aware Not Used
2015-16	1	1	0	1	0	1	0	0	1	1	0	0	1	0	0	0
	50.00%	50.00%	0.00%	100.00%	0.00%	100.00%	0.00%	0.00%	50.00%	50.00%	0.00%	0.00%	100.00%	0.00%	0.00%	0.00%
2014-15	5	2	5	0	0	4	0	1	3	4	1	0	7	0	0	0
	71.43%	28.57%	100.00%	0.00%	0.00%	80.00%	0.00%	20.00%	37.50%	50.00%	12.50%	0.00%	100.00%	0.00%	0.00%	0.00%
2013-14	3	0	2	1	0	3	0	0	1	2	0	1	3	0	0	0
	100.00%	0.00%	66.67%	33.33%	0.00%	100.00%	0.00%	0.00%	25.00%	50.00%	0.00%	25.00%	100.00%	0.00%	0.00%	0.00%
2012-13	4	2	3	0	1	4	0	0	3	3	1	2	6	0	0	0
	66.67%	33.33%	75.00%	0.00%	25.00%	100.00%	0.00%	0.00%	33.33%	33.33%	11.11%	22.22%	100.00%	0.00%	0.00%	0.00%
Totals	13	5	10	2	1	12	0	1	8	10	2	3	17	0	0	0
	72.22%	27.78%	76.92%	15.38%	7.69%	92.31%	0.00%	7.69%	34.78%	43.48%	8.70%	13.04%	100.00%	0.00%	0.00%	0.00%

Education										
Grad Year	Continuing Education Status				Continuing Education Where					
	Continuing	Applying	Future Plans	Finsihed	At MHCC	Other 2Yr College	4Yr University	Currently Applying	Have Not Applied	
2015-16	1	1	0	0	0	0	0	1	1	
	50.00%	50.00%	0.00%	0.00%	0.00%	0.00%	0.00%	50.00%	50.00%	
2014-15	2	0	3	2	2	0	1	0	2	
	28.57%	0.00%	42.86%	28.57%	40.00%	0.00%	20.00%	0.00%	40.00%	
2013-14	1	0	2	0	0	0	1	0	2	
	33.33%	0.00%	66.67%	0.00%	0.00%	0.00%	33.33%	0.00%	66.67%	
2012-13	0	0	6	0	2	0	2	0	2	
	0.00%	0.00%	100.00%	0.00%	33.33%	0.00%	33.33%	0.00%	33.33%	
Totals	4	1	11	2	4	0	4	1	7	
	22.22%	5.56%	61.11%	11.11%	25.00%	0.00%	25.00%	6.25%	43.75%	

# Computer Information Systems

## Associate of Applied Science - Networks and Operating Systems

Employment																											
Grad Year	Employed		Number of Jobs				Related to Degree			Job Location				Time Position Obtained			Independent Contractor		Hours per Week			Calculated Salary			Salary Change		
	Yes	No	1	2	3	4+	Directly	Partially	Not	MHCC District	Portland	In-State	Out-of-State	Before Starting	While Attending	After Award	Yes	No	Avg. # Full-Hours	# Part-Time	Avg. Salary	Min. Salary	Max. Salary	Increase	No Change	Decrease	
2015-16	3	3	2	1	0	0	0	2	1	0	3	0	0	0	2	1	0	3	36.67	2	1	\$21.41	\$12.98	\$31.25	1	0	2
	50.00%	50.00%	66.67%	33.33%	0.00%	0.00%	0.00%	66.67%	33.33%	0.00%	100.00%	0.00%	0.00%	0.00%	66.67%	33.33%	0.00%	100.00%							33.33%	0.00%	66.67%
2014-15	3	0	3	0	0	0	3	0	0	0	1	2	0	0	0	3	0	3	43.33	3	0	\$15.56	\$12.69	\$20.00	3	0	0
	100.00%	0.00%	100.00%	0.00%	0.00%	0.00%	100.00%	0.00%	0.00%	0.00%	33.33%	66.67%	0.00%	0.00%	0.00%	100.00%	0.00%	100.00%							100.00%	0.00%	0.00%
2012-13	3	2	1	1	1	0	1	2	0	0	3	0	0	0	1	2	2	1	43.67	2	1	\$14.92	\$13.08	\$16.69	2	1	0
	60.00%	40.00%	33.33%	33.33%	33.33%	0.00%	33.33%	66.67%	0.00%	0.00%	100.00%	0.00%	0.00%	0.00%	33.33%	66.67%	66.67%	33.33%							66.67%	33.33%	0.00%
Totals	9	5	6	2	1	0	4	4	1	0	7	2	0	0	3	6	2	7	41.22	7	2	\$17.30	\$12.69	\$31.25	6	1	2
	64.29%	35.71%	66.67%	22.22%	11.11%	0.00%	44.44%	44.44%	11.11%	0.00%	77.78%	22.22%	0.00%	0.00%	33.33%	66.67%	22.22%	77.78%							66.67%	11.11%	22.22%

Job Seeking																
Grad Year	Seeking Employment		Seeking FT/PT			Related to Degree			Job Seeking Location				Job Placement Services			
	Yes	No	Full-Time	Part-Time	Either	Related	Not Related	Either	MHCC District	Portland	In-State	Out-of-State	Not Aware More Info	Not Aware Not Needed	Aware Used	Aware Not Used
2015-16	4	2	3	1	0	4	0	0	1	4	0	0	2	1	1	0
	66.67%	33.33%	75.00%	25.00%	0.00%	100.00%	0.00%	0.00%	20.00%	80.00%	0.00%	0.00%	50.00%	25.00%	25.00%	0.00%
2014-15	1	2	1	0	0	1	0	0	1	1	0	0	3	0	0	0
	33.33%	66.67%	100.00%	0.00%	0.00%	100.00%	0.00%	0.00%	50.00%	50.00%	0.00%	0.00%	100.00%	0.00%	0.00%	0.00%
2012-13	2	3	2	0	0	2	0	0	1	2	1	0	3	0	0	1
	40.00%	60.00%	100.00%	0.00%	0.00%	100.00%	0.00%	0.00%	25.00%	50.00%	25.00%	0.00%	75.00%	0.00%	0.00%	25.00%
Totals	7	7	6	1	0	7	0	0	3	7	1	0	8	1	1	1
	50.00%	50.00%	85.71%	14.29%	0.00%	100.00%	0.00%	0.00%	27.27%	63.64%	9.09%	0.00%	72.73%	9.09%	9.09%	9.09%

Education									
Grad Year	Continuing Education Status				Continuing Education Where				
	Continuing	Applying	Future Plans	Finsihed	At MHCC	Other 2Yr College	4Yr University	Currently Applying	Have Not Applied
2015-16	3	0	3	0	1	1	1	0	3
	50.00%	0.00%	50.00%	0.00%	16.67%	16.67%	16.67%	0.00%	50.00%
2014-15	0	0	2	1	1	0	1	0	0
	0.00%	0.00%	66.67%	33.33%	50.00%	0.00%	50.00%	0.00%	0.00%
2012-13	2	0	3	0	1	0	2	0	2
	40.00%	0.00%	60.00%	0.00%	20.00%	0.00%	40.00%	0.00%	40.00%
Totals	5	0	8	1	3	1	4	0	5
	35.71%	0.00%	57.14%	7.14%	23.08%	7.69%	30.77%	0.00%	38.46%

# Computer Information Systems

## Associate of Applied Science - Web Management / Web Master

### Employment

Grad Year	Employed		Number of Jobs				Related to Degree			Job Location				Time Position Obtained			Independent Contractor		Hours per Week			Calculated Salary			Salary Change			
	Yes	No	1	2	3	4+	Directly	Partially	Not	MHCC District	Portland	In-State	Out-of-State	Before Starting	While Attending	After Award	Yes	No	Avg. Hours	# Full-Time	# Part-Time	Avg. Salary	Min. Salary	Max. Salary	Increase	No Change	Decrease	
2014-15	2	1	2	0	0	0	0	0	2	2	0	0	0	2	0	0	0	2	40.00	1	0	\$21.25	\$20.00	\$22.50	0	2	0	
	66.67%	33.33%	100.00%	0.00%	0.00%	0.00%	0.00%	0.00%	100.00%	100.00%	0.00%	0.00%	0.00%	100.00%	0.00%	0.00%	0.00%	0.00%	100.00%							0.00%	100.00%	0.00%
<b>Totals</b>	<b>2</b>	<b>1</b>	<b>2</b>	<b>0</b>	<b>0</b>	<b>0</b>	<b>0</b>	<b>0</b>	<b>2</b>	<b>2</b>	<b>0</b>	<b>0</b>	<b>0</b>	<b>2</b>	<b>0</b>	<b>0</b>	<b>0</b>	<b>2</b>	<b>40.00</b>	<b>1</b>	<b>0</b>	<b>\$21.25</b>	<b>\$20.00</b>	<b>\$22.50</b>	<b>0</b>	<b>2</b>	<b>0</b>	
	66.67%	33.33%	100.00%	0.00%	0.00%	0.00%	0.00%	0.00%	100.00%	100.00%	0.00%	0.00%	0.00%	100.00%	0.00%	0.00%	0.00%	100.00%								0.00%	100.00%	0.00%

### Job Seeking

Grad Year	Seeking Employment		Seeking FT/PT			Related to Degree			Job Seeking Location				Job Placement Services			
	Yes	No	Full-Time	Part-Time	Either	Related	Not Related	Either	MHCC District	Portland	In-State	Out-of-State	Not Aware More Info	Not Aware Not Needed	Aware Used	Aware Not Used
2014-15	1	2	0	0	1	1	0	0	1	0	0	0	3	0	0	0
	33.33%	66.67%	0.00%	0.00%	100.00%	100.00%	0.00%	0.00%	100.00%	0.00%	0.00%	0.00%	100.00%	0.00%	0.00%	0.00%
<b>Totals</b>	<b>1</b>	<b>2</b>	<b>0</b>	<b>0</b>	<b>1</b>	<b>1</b>	<b>0</b>	<b>0</b>	<b>1</b>	<b>0</b>	<b>0</b>	<b>0</b>	<b>3</b>	<b>0</b>	<b>0</b>	<b>0</b>
	33.33%	66.67%	0.00%	0.00%	100.00%	100.00%	0.00%	0.00%	100.00%	0.00%	0.00%	0.00%	100.00%	0.00%	0.00%	0.00%

### Education

Grad Year	Continuing Education Status				Continuing Education Where				
	Continuing	Applying	Future Plans	Finsihed	At MHCC	Other 2Yr College	4Yr University	Currently Applying	Have Not Applied
2014-15	1	0	0	2	0	0	1	0	0
	33.33%	0.00%	0.00%	66.67%	0.00%	0.00%	100.00%	0.00%	0.00%
<b>Totals</b>	<b>1</b>	<b>0</b>	<b>0</b>	<b>2</b>	<b>0</b>	<b>0</b>	<b>1</b>	<b>0</b>	<b>0</b>
	33.33%	0.00%	0.00%	66.67%	0.00%	0.00%	100.00%	0.00%	0.00%

# Computer Information Systems

## Associate of Applied Science - Computer Information Systems

Employment																											
Grad Year	Employed		Number of Jobs				Related to Degree			Job Location				Time Position Obtained			Independent Contractor		Hours per Week			Calculated Salary			Salary Change		
	Yes	No	1	2	3	4+	Directly	Partially	Not	MHCC District	Portland	In-State	Out-of-State	Before Starting	While Attending	After Award	Yes	No	Avg. Hours	# Full-Time	# Part-Time	Avg. Salary	Min. Salary	Max. Salary	Increase	No Change	Decrease
2016-17	0	2	0	0	0	0	0	0	0	0	0	0	0	0	0	0	0	0	0	0	0	0	0	0	0	0	0
	0.00%	100.00%																									
2015-16	0	1	0	0	0	0	0	0	0	0	0	0	0	0	0	0	0	0	0	0	0	0	0	0	0	0	0
	0.00%	100.00%																									
2012-13	1	0	1	0	0	0	0	1	0	0	0	1	0	0	0	1	0	1	40.00	1	0	0	0	0	0	1	0
	100.00%	0.00%	100.00%	0.00%	0.00%	0.00%	0.00%	100.00%	0.00%	0.00%	100.00%	0.00%	0.00%	0.00%	0.00%	100.00%	0.00%	100.00%							0.00%	100.00%	0.00%
<b>Totals</b>	<b>1</b>	<b>3</b>	<b>1</b>	<b>0</b>	<b>0</b>	<b>0</b>	<b>0</b>	<b>1</b>	<b>0</b>	<b>0</b>	<b>0</b>	<b>1</b>	<b>0</b>	<b>0</b>	<b>0</b>	<b>1</b>	<b>0</b>	<b>1</b>	<b>40.00</b>	<b>1</b>	<b>0</b>				<b>0</b>	<b>1</b>	<b>0</b>
	25.00%	75.00%																									

Job Seeking																
Grad Year	Seeking Employment		Seeking FT/PT			Related to Degree			Job Seeking Location				Job Placement Services			
	Yes	No	Full-Time	Part-Time	Either	Related	Not Related	Either	MHCC District	Portland	In-State	Out-of-State	Not Aware More Info	Not Aware Not Needed	Aware Used	Aware Not Used
2016-17	0	2	0	0	0	0	0	0	0	0	0	0	0	0	0	0
	0.00%	100.00%														
2015-16	1	0	1	0	0	1	0	0	1	1	0	0	1	0	0	0
	100.00%	0.00%	100.00%	0.00%	0.00%	100.00%	0.00%	0.00%	50.00%	50.00%	0.00%	0.00%	100.00%	0.00%	0.00%	0.00%
2012-13	1	0	0	0	1	1	0	0	1	1	1	0	0	0	0	1
	100.00%	0.00%	0.00%	0.00%	100.00%	100.00%	0.00%	0.00%	33.33%	33.33%	33.33%	0.00%	0.00%	0.00%	100.00%	
<b>Totals</b>	<b>2</b>	<b>2</b>	<b>1</b>	<b>0</b>	<b>1</b>	<b>2</b>	<b>0</b>	<b>0</b>	<b>2</b>	<b>2</b>	<b>1</b>	<b>0</b>	<b>1</b>	<b>0</b>	<b>0</b>	<b>1</b>
	50.00%	50.00%	50.00%	0.00%	50.00%	100.00%	0.00%	0.00%	40.00%	40.00%	20.00%	0.00%	50.00%	0.00%	0.00%	50.00%

Education									
Grad Year	Continuing Education Status				Continuing Education Where				
	Continuing	Applying	Future Plans	Finsihed	At MHCC	Other 2Yr College	4Yr University	Currently Applying	Have Not Applied
2016-17	0	0	1	1	0	0	0	0	1
	0.00%	0.00%	50.00%	50.00%	0.00%	0.00%	0.00%	0.00%	100.00%
2015-16	0	0	1	0	0	0	0	0	1
	0.00%	0.00%	100.00%	0.00%	0.00%	0.00%	0.00%	0.00%	100.00%
2012-13	1	0	0	0	1	0	0	0	0
	100.00%	0.00%	0.00%	0.00%	100.00%	0.00%	0.00%	0.00%	0.00%
<b>Totals</b>	<b>1</b>	<b>0</b>	<b>2</b>	<b>1</b>	<b>1</b>	<b>0</b>	<b>0</b>	<b>0</b>	<b>2</b>
	25.00%	0.00%	50.00%	25.00%	33.33%	0.00%	0.00%	0.00%	66.67%

# Computer Information Systems

## Associate of Applied Science - Computer Game Development

Employment																											
Grad Year	Employed		Number of Jobs				Related to Degree			Job Location				Time Position Obtained			Independent Contractor		Hours per Week			Calculated Salary			Salary Change		
	Yes	No	1	2	3	4+	Directly	Partially	Not	MHCC District	Portland	In-State	Out-of-State	Before Starting	While Attending	After Award	Yes	No	Avg. # Full-Hours	# Part-Time	Avg. Salary	Min. Salary	Max. Salary	Increase	No Change	Decrease	
2015-16	2	1	2	0	0	0	1	0	1	0	1	0	1	0	0	2	1	1	32.00	1	1	\$15.13	\$14.00	\$16.25	2	0	0
	66.67%	33.33%	100.00%	0.00%	0.00%	0.00%	50.00%	0.00%	50.00%	0.00%	50.00%	0.00%	50.00%	0.00%	0.00%	100.00%	50.00%	50.00%							100.00%	0.00%	0.00%
2014-15	3	0	3	0	0	0	0	0	3	0	1	2	0	2	0	1	0	3	25.00	0	1	\$12.31	\$12.31	\$12.31	1	2	0
	100.00%	0.00%	100.00%	0.00%	0.00%	0.00%	0.00%	0.00%	100.00%	0.00%	33.33%	66.67%	0.00%	66.67%	0.00%	33.33%	0.00%	100.00%							33.33%	66.67%	0.00%
2013-14	3	2	3	0	0	0	1	0	2	1	2	0	0	0	1	2	0	3	24.67	1	2	\$11.30	\$10.10	\$12.50	2	1	0
	60.00%	40.00%	100.00%	0.00%	0.00%	0.00%	33.33%	0.00%	66.67%	33.33%	66.67%	0.00%	0.00%	0.00%	33.33%	66.67%	0.00%	100.00%							66.67%	33.33%	0.00%
2012-13	2	0	2	0	0	0	1	0	1	1	1	0	0	0	0	2	0	2	25.00	1	1	\$28.72	\$14.44	\$43.00	2	0	0
	100.00%	0.00%	100.00%	0.00%	0.00%	0.00%	50.00%	0.00%	50.00%	50.00%	50.00%	0.00%	0.00%	0.00%	0.00%	100.00%	0.00%	100.00%							100.00%	0.00%	0.00%
Totals	10	3	10	0	0	0	3	0	7	2	5	2	1	2	1	7	1	9	26.63	3	5	\$17.51	\$10.10	\$43.00	7	3	0
	76.92%	23.08%	100.00%	0.00%	0.00%	0.00%	30.00%	0.00%	70.00%	20.00%	50.00%	20.00%	10.00%	20.00%	10.00%	70.00%	10.00%	90.00%							70.00%	30.00%	0.00%

Job Seeking																
Grad Year	Seeking Employment		Seeking FT/PT			Related to Degree			Job Seeking Location				Job Placement Services			
	Yes	No	Full-Time	Part-Time	Either	Related	Not Related	Either	MHCC District	Portland	In-State	Out-of-State	Not Aware More Info	Not Aware Not Needed	Aware Used	Aware Not Used
2015-16	1	2	0	0	1	1	0	0	0	0	0	1	1	0	0	0
	33.33%	66.67%	0.00%	0.00%	100.00%	100.00%	0.00%	0.00%	0.00%	0.00%	0.00%	100.00%	100.00%	0.00%	0.00%	0.00%
2014-15	3	0	3	0	0	2	0	1	1	1	1	1	3	0	0	0
	100.00%	0.00%	100.00%	0.00%	0.00%	66.67%	0.00%	33.33%	25.00%	25.00%	25.00%	25.00%	100.00%	0.00%	0.00%	0.00%
2013-14	3	2	1	0	2	1	0	2	2	2	2	2	5	0	0	0
	60.00%	40.00%	33.33%	0.00%	66.67%	33.33%	0.00%	66.67%	25.00%	25.00%	25.00%	25.00%	100.00%	0.00%	0.00%	0.00%
2012-13	0	2	0	0	0	0	0	0	0	0	0	0	2	0	0	0
	0.00%	100.00%											100.00%	0.00%	0.00%	0.00%
Totals	7	6	4	0	3	4	0	3	3	3	3	4	11	0	0	0
	53.85%	46.15%	57.14%	0.00%	42.86%	57.14%	0.00%	42.86%	23.08%	23.08%	23.08%	30.77%	100.00%	0.00%	0.00%	0.00%

Education										
Grad Year	Continuing Education Status				Continuing Education Where					
	Continuing	Applying	Future Plans	Finsihed	At MHCC	Other 2Yr College	4Yr University	Currently Applying	Have Not Applied	
2015-16	1	0	1	1	0	0	1	0	1	
	33.33%	0.00%	33.33%	33.33%	0.00%	0.00%	50.00%	0.00%	50.00%	
2014-15	0	0	3	0	0	0	0	0	3	
	0.00%	0.00%	100.00%	0.00%	0.00%	0.00%	0.00%	0.00%	100.00%	
2013-14	1	1	2	1	1	0	1	0	2	
	20.00%	20.00%	40.00%	20.00%	25.00%	0.00%	25.00%	0.00%	50.00%	
2012-13	0	1	0	1	0	0	1	0	0	
	0.00%	50.00%	0.00%	50.00%	0.00%	0.00%	100.00%	0.00%	0.00%	
Totals	2	2	6	3	1	0	3	0	6	
	15.38%	15.38%	46.15%	23.08%	10.00%	0.00%	30.00%	0.00%	60.00%	

# Computer Information Systems

## Associate of Applied Science - Health Informatics

Employment																											
Grad Year	Employed		Number of Jobs				Related to Degree			Job Location				Time Position Obtained			Independent Contractor		Hours per Week			Calculated Salary			Salary Change		
	Yes	No	1	2	3	4+	Directly	Partially	Not	MHCC District	Portland	In-State	Out-of-State	Before Starting	While Attending	After Award	Yes	No	Avg. Hours	# Full-Time	# Part-Time	Avg. Salary	Min. Salary	Max. Salary	Increase	No Change	Decrease
2015-16	0	1	0	0	0	0	0	0	0	0	0	0	0	0	0	0	0	0	0	0	0				0	0	0
	0.00%	100.00%																									
2014-15	1	1	1	0	0	0	0	0	1	0	1	0	0	0	1	0	0	1	26.00	0	1	\$10.96	\$10.96	\$10.96	1	0	0
	50.00%	50.00%	100.00%	0.00%	0.00%	0.00%	0.00%	0.00%	0.00%	100.00%	0.00%	0.00%	0.00%	0.00%	100.00%	0.00%	0.00%	0.00%	0.00%	0.00%	0.00%	0.00%	0.00%	0.00%	100.00%	0.00%	0.00%
2013-14	2	0	1	1	0	0	0	2	0	0	1	1	0	0	2	0	0	2	45.00	2	0	\$18.36	\$18.00	\$18.72	2	0	0
	100.00%	0.00%	50.00%	50.00%	0.00%	0.00%	0.00%	100.00%	0.00%	0.00%	50.00%	50.00%	0.00%	0.00%	100.00%	0.00%	0.00%	0.00%	0.00%	0.00%	0.00%	0.00%	0.00%	0.00%	100.00%	0.00%	0.00%
2012-13	3	2	3	0	0	0	2	0	1	1	1	1	0	1	1	1	0	3	43.00	3	0	\$17.89	\$14.42	\$20.02	2	0	1
	60.00%	40.00%	100.00%	0.00%	0.00%	0.00%	66.67%	0.00%	33.33%	33.33%	33.33%	33.33%	0.00%	33.33%	33.33%	33.33%	0.00%	100.00%	0.00%	0.00%	0.00%	0.00%	0.00%	66.67%	0.00%	33.33%	
<b>Totals</b>	<b>6</b>	<b>4</b>	<b>5</b>	<b>1</b>	<b>0</b>	<b>0</b>	<b>2</b>	<b>2</b>	<b>2</b>	<b>1</b>	<b>3</b>	<b>2</b>	<b>0</b>	<b>1</b>	<b>4</b>	<b>1</b>	<b>0</b>	<b>6</b>	<b>40.83</b>	<b>5</b>	<b>1</b>	<b>\$16.89</b>	<b>\$10.96</b>	<b>\$20.02</b>	<b>5</b>	<b>0</b>	<b>1</b>
	60.00%	40.00%																									

Job Seeking																
Grad Year	Seeking Employment		Seeking FT/PT			Related to Degree			Job Seeking Location				Job Placement Services			
	Yes	No	Full-Time	Part-Time	Either	Related	Not Related	Either	MHCC District	Portland	In-State	Out-of-State	Not Aware More Info	Not Aware Not Needed	Aware Used	Aware Not Used
2015-16	0	1	0	0	0	0	0	0	0	0	0	0	0	0	0	0
	0.00%	100.00%														
2014-15	1	1	0	0	1	1	0	0	1	1	1	1	2	0	0	0
	50.00%	50.00%	0.00%	0.00%	100.00%	100.00%	0.00%	0.00%	25.00%	25.00%	25.00%	25.00%	100.00%	0.00%	0.00%	0.00%
2013-14	1	1	1	0	0	1	0	0	0	1	1	0	2	0	0	0
	50.00%	50.00%	100.00%	0.00%	0.00%	100.00%	0.00%	0.00%	0.00%	50.00%	50.00%	0.00%	100.00%	0.00%	0.00%	0.00%
2012-13	2	3	1	0	1	1	0	1	1	1	1	1	4	0	0	0
	40.00%	60.00%	50.00%	0.00%	50.00%	50.00%	0.00%	50.00%	25.00%	25.00%	25.00%	25.00%	100.00%	0.00%	0.00%	0.00%
<b>Totals</b>	<b>4</b>	<b>6</b>	<b>2</b>	<b>0</b>	<b>2</b>	<b>3</b>	<b>0</b>	<b>1</b>	<b>2</b>	<b>3</b>	<b>3</b>	<b>2</b>	<b>8</b>	<b>0</b>	<b>0</b>	<b>0</b>
	40.00%	60.00%	50.00%	0.00%	50.00%	75.00%	0.00%	25.00%	20.00%	30.00%	30.00%	20.00%	100.00%	0.00%	0.00%	0.00%

Education										
Grad Year	Continuing Education Status				Continuing Education Where					
	Continuing	Applying	Future Plans	Finsihed	At MHCC	Other 2Yr College	4Yr University	Currently Applying	Have Not Applied	
2015-16	1	0	0	0	0	0	1	0	0	
	100.00%	0.00%	0.00%	0.00%	0.00%	0.00%	100.00%	0.00%	0.00%	
2014-15	0	0	0	2	0	0	0	0	0	
	0.00%	0.00%	0.00%	100.00%						
2013-14	1	1	0	0	1	1	0	0	0	
	50.00%	50.00%	0.00%	0.00%	50.00%	50.00%	0.00%	0.00%	0.00%	
2012-13	0	1	4	0	1	0	1	0	3	
	0.00%	20.00%	80.00%	0.00%	20.00%	0.00%	20.00%	0.00%	60.00%	
<b>Totals</b>	<b>2</b>	<b>2</b>	<b>4</b>	<b>2</b>	<b>2</b>	<b>1</b>	<b>2</b>	<b>0</b>	<b>3</b>	
	20.00%	20.00%	40.00%	20.00%	25.00%	12.50%	25.00%	0.00%	37.50%	



# Computer Information Systems

## Associate of Applied Science - Cyber Security / Networking

Employment																											
Grad Year	Employed		Number of Jobs				Related to Degree			Job Location				Time Position Obtained			Independent Contractor		Hours per Week			Calculated Salary			Salary Change		
	Yes	No	1	2	3	4+	Directly	Partially	Not	MHCC District	Portland	In-State	Out-of-State	Before Starting	While Attending	After Award	Yes	No	Avg. # Full-Hours	# Part-Time	Avg. Salary	Min. Salary	Max. Salary	Increase	No Change	Decrease	
2016-17	2	0	1	1	0	0	0	1	1	0	1	1	0	0	1	1	1	1	0	0				1	1	0	
	100.00%	0.00%	50.00%	50.00%	0.00%	0.00%	0.00%	50.00%	50.00%	0.00%	50.00%	50.00%	0.00%	0.00%	50.00%	50.00%	50.00%	50.00%						50.00%	50.00%	0.00%	
2015-16	7	3	6	1	0	0	3	1	3	0	4	2	1	2	1	4	2	5	34.83	4	2	\$15.18	\$11.85	\$22.00	4	2	1
	70.00%	30.00%	85.71%	14.29%	0.00%	0.00%	42.86%	14.29%	42.86%	0.00%	57.14%	28.57%	14.29%	28.57%	14.29%	57.14%	28.57%	71.43%						57.14%	28.57%	14.29%	
2014-15	1	1	1	0	0	0	0	1	0	0	1	0	0	0	0	1	1	0	40.00	1	0	\$16.00	\$16.00	\$16.00	1	0	0
	50.00%	50.00%	100.00%	0.00%	0.00%	0.00%	0.00%	100.00%	0.00%	0.00%	100.00%	0.00%	0.00%	0.00%	0.00%	100.00%	100.00%	0.00%						100.00%	0.00%	0.00%	
2013-14	4	2	3	0	0	1	2	0	2	0	2	1	1	1	0	3	1	3	39.75	3	1	\$22.55	\$11.06	\$41.43	2	0	2
	66.67%	33.33%	75.00%	0.00%	0.00%	25.00%	50.00%	0.00%	50.00%	0.00%	50.00%	25.00%	25.00%	25.00%	0.00%	75.00%	25.00%	75.00%						50.00%	0.00%	50.00%	
Totals	14	6	11	2	0	1	5	3	6	0	8	4	2	3	2	9	5	9	37.09	8	3	\$17.93	\$11.06	\$41.43	8	3	3
	70.00%	30.00%	78.57%	14.29%	0.00%	7.14%	35.71%	21.43%	42.86%	0.00%	57.14%	28.57%	14.29%	21.43%	14.29%	64.29%	35.71%	64.29%						57.14%	21.43%	21.43%	

Job Seeking																
Grad Year	Seeking Employment		Seeking FT/PT			Related to Degree			Job Seeking Location				Job Placement Services			
	Yes	No	Full-Time	Part-Time	Either	Related	Not Related	Either	MHCC District	Portland	In-State	Out-of-State	Not Aware More Info	Not Aware Not Needed	Aware Used	Aware Not Used
2016-17	2	0	1	0	1	2	0	0	0	1	1	0	1	0	1	0
	100.00%	0.00%	50.00%	0.00%	50.00%	100.00%	0.00%	0.00%	0.00%	50.00%	50.00%	0.00%	50.00%	0.00%	50.00%	0.00%
2015-16	5	5	3	0	2	3	0	2	1	4	1	2	1	0	1	3
	50.00%	50.00%	60.00%	0.00%	40.00%	60.00%	0.00%	40.00%	12.50%	50.00%	12.50%	25.00%	20.00%	0.00%	20.00%	60.00%
2014-15	2	0	1	0	1	2	0	0	0	2	0	0	2	0	0	0
	100.00%	0.00%	50.00%	0.00%	50.00%	100.00%	0.00%	0.00%	0.00%	100.00%	0.00%	0.00%	100.00%	0.00%	0.00%	0.00%
2013-14	3	3	2	0	1	3	0	0	1	2	0	1	6	0	0	0
	50.00%	50.00%	66.67%	0.00%	33.33%	100.00%	0.00%	0.00%	25.00%	50.00%	0.00%	25.00%	100.00%	0.00%	0.00%	0.00%
Totals	12	8	7	0	5	10	0	2	2	9	2	3	10	0	2	3
	60.00%	40.00%	58.33%	0.00%	41.67%	83.33%	0.00%	16.67%	12.50%	56.25%	12.50%	18.75%	66.67%	0.00%	13.33%	20.00%

Education										
Grad Year	Continuing Education Status				Continuing Education Where					
	Continuing	Applying	Future Plans	Finsihed	At MHCC	Other 2Yr College	4Yr University	Currently Applying	Have Not Applied	
2016-17	1	0	1	0	0	0	1	0	1	
	50.00%	0.00%	50.00%	0.00%	0.00%	0.00%	50.00%	0.00%	50.00%	
2015-16	3	0	5	2	0	0	3	0	5	
	30.00%	0.00%	50.00%	20.00%	0.00%	0.00%	37.50%	0.00%	62.50%	
2014-15	1	0	1	0	0	0	1	0	1	
	50.00%	0.00%	50.00%	0.00%	0.00%	0.00%	50.00%	0.00%	50.00%	
2013-14	1	1	2	2	0	0	2	0	2	
	16.67%	16.67%	33.33%	33.33%	0.00%	0.00%	50.00%	0.00%	50.00%	
Totals	6	1	9	4	0	0	7	0	9	
	30.00%	5.00%	45.00%	20.00%	0.00%	0.00%	43.75%	0.00%	56.25%	



# Computer Information Systems

## Certificate - Database Management

### Employment

Grad Year	Employed		Number of Jobs				Related to Degree			Job Location				Time Position Obtained			Independent Contractor		Hours per Week			Calculated Salary			Salary Change		
	Yes	No	1	2	3	4+	Directly	Partially	Not	MHCC District	Portland	In-State	Out-of-State	Before Starting	While Attending	After Award	Yes	No	Avg. Hours	# Full-Time	# Part-Time	Avg. Salary	Min. Salary	Max. Salary	Increase	No Change	Decrease
2012-13	1	0	1	0	0	0	0	1	0	0	1	0	0	1	0	0	0	1	40.00	1	0	\$34.62	\$34.62	\$34.62	0	1	0
	100.00%	0.00%	100.00%	0.00%	0.00%	0.00%	0.00%	100.00%	0.00%	0.00%	100.00%	0.00%	0.00%	100.00%	0.00%	0.00%	0.00%	100.00%							0.00%	100.00%	0.00%
<b>Totals</b>	<b>1</b>	<b>0</b>	<b>1</b>	<b>0</b>	<b>0</b>	<b>0</b>	<b>0</b>	<b>1</b>	<b>0</b>	<b>0</b>	<b>1</b>	<b>0</b>	<b>0</b>	<b>1</b>	<b>0</b>	<b>0</b>	<b>0</b>	<b>1</b>	<b>40.00</b>	<b>1</b>	<b>0</b>	<b>\$34.62</b>	<b>\$34.62</b>	<b>\$34.62</b>	<b>0</b>	<b>1</b>	<b>0</b>
	100.00%	0.00%	100.00%	0.00%	0.00%	0.00%	0.00%	100.00%	0.00%	0.00%	100.00%	0.00%	0.00%	100.00%	0.00%	0.00%	0.00%	100.00%							0.00%	100.00%	0.00%

### Job Seeking

Grad Year	Seeking Employment		Seeking FT/PT			Related to Degree			Job Seeking Location				Job Placement Services			
	Yes	No	Full-Time	Part-Time	Either	Related	Not Related	Either	MHCC District	Portland	In-State	Out-of-State	Not Aware More Info	Not Aware Not Needed	Aware Used	Aware Not Used
2012-13	1	0	1	0	0	0	0	1	1	1	0	0	1	0	0	0
	100.00%	0.00%	100.00%	0.00%	0.00%	0.00%	0.00%	100.00%	50.00%	50.00%	0.00%	0.00%	100.00%	0.00%	0.00%	0.00%
<b>Totals</b>	<b>1</b>	<b>0</b>	<b>1</b>	<b>0</b>	<b>0</b>	<b>0</b>	<b>0</b>	<b>1</b>	<b>1</b>	<b>1</b>	<b>0</b>	<b>0</b>	<b>1</b>	<b>0</b>	<b>0</b>	
	100.00%	0.00%	100.00%	0.00%	0.00%	0.00%	0.00%	100.00%	50.00%	50.00%	0.00%	0.00%	100.00%	0.00%	0.00%	0.00%

### Education

Grad Year	Continuing Education Status				Continuing Education Where				
	Continuing	Applying	Future Plans	Finsihed	At MHCC	Other 2Yr College	4Yr University	Currently Applying	Have Not Applied
2012-13	0	0	0	1	0	0	0	0	0
	0.00%	0.00%	0.00%	100.00%					
<b>Totals</b>	<b>0</b>	<b>0</b>	<b>0</b>	<b>1</b>	<b>0</b>	<b>0</b>	<b>0</b>	<b>0</b>	<b>0</b>
	0.00%	0.00%	0.00%	100.00%					

# Computer Information Systems

## Certificate - Information Technology

Employment																											
Grad Year	Employed		Number of Jobs				Related to Degree			Job Location				Time Position Obtained			Independent Contractor		Hours per Week			Calculated Salary			Salary Change		
	Yes	No	1	2	3	4+	Directly	Partially	Not	MHCC District	Portland	In-State	Out-of-State	Before Starting	While Attending	After Award	Yes	No	Avg. Hours	# Full-Time	# Part-Time	Avg. Salary	Min. Salary	Max. Salary	Increase	No Change	Decrease
2014-15	1	1	1	0	0	0	0	0	1	0	1	0	0	0	1	0	0	1	0	0	0	\$10.00	\$10.00	\$10.00	0	0	0
	50.00%	50.00%	100.00%	0.00%	0.00%	0.00%	0.00%	0.00%	100.00%	0.00%	100.00%	0.00%	0.00%	0.00%	100.00%	0.00%	0.00%	100.00%	0.00%	0	0						
2013-14	1	0	1	0	0	0	0	0	1	0	1	0	0	0	0	1	0	1	40.00	1	0	\$10.00	\$10.00	\$10.00	1	0	0
	100.00%	0.00%	100.00%	0.00%	0.00%	0.00%	0.00%	0.00%	100.00%	0.00%	100.00%	0.00%	0.00%	0.00%	0.00%	100.00%	0.00%	100.00%	40.00	1	0	\$10.00	\$10.00	\$10.00	100.00%	0.00%	0.00%
Totals	2	1	2	0	0	0	0	0	2	0	2	0	0	0	1	1	0	2	40.00	1	0	\$10.00	\$10.00	\$10.00	1	0	0
	66.67%	33.33%	100.00%	0.00%	0.00%	0.00%	0.00%	0.00%	100.00%	0.00%	100.00%	0.00%	0.00%	0.00%	50.00%	50.00%	0.00%	100.00%	40.00	1	0	\$10.00	\$10.00	\$10.00	100.00%	0.00%	0.00%

Job Seeking																
Grad Year	Seeking Employment		Seeking FT/PT			Related to Degree			Job Seeking Location				Job Placement Services			
	Yes	No	Full-Time	Part-Time	Either	Related	Not Related	Either	MHCC District	Portland	In-State	Out-of-State	Not Aware More Info	Not Aware Not Needed	Aware Used	Aware Not Used
2014-15	2	0	1	0	1	1	0	1	1	1	1	1	2	0	0	0
	100.00%	0.00%	50.00%	0.00%	50.00%	50.00%	0.00%	50.00%	25.00%	25.00%	25.00%	25.00%	100.00%	0.00%	0.00%	0.00%
2013-14	1	0	1	0	0	1	0	0	0	1	0	0	1	0	0	0
	100.00%	0.00%	100.00%	0.00%	0.00%	100.00%	0.00%	0.00%	0.00%	100.00%	0.00%	0.00%	100.00%	0.00%	0.00%	0.00%
Totals	3	0	2	0	1	2	0	1	1	2	1	1	3	0	0	0
	100.00%	0.00%	66.67%	0.00%	33.33%	66.67%	0.00%	33.33%	20.00%	40.00%	20.00%	20.00%	100.00%	0.00%	0.00%	0.00%

Education										
Grad Year	Continuing Education Status				Continuing Education Where					
	Continuing	Applying	Future Plans	Finsihed	At MHCC	Other 2Yr College	4Yr University	Currently Applying	Have Not Applied	
2014-15	1	0	1	0	1	0	0	0	1	
	50.00%	0.00%	50.00%	0.00%	50.00%	0.00%	0.00%	0.00%	50.00%	
2013-14	0	0	1	0	0	0	0	0	1	
	0.00%	0.00%	100.00%	0.00%	0.00%	0.00%	0.00%	0.00%	100.00%	
Totals	1	0	2	0	1	0	0	0	2	
	33.33%	0.00%	66.67%	0.00%	33.33%	0.00%	0.00%	0.00%	66.67%	

# Computer Information Systems

## Certificate - Networks and Operating Systems

### Employment

Grad Year	Employed		Number of Jobs				Related to Degree			Job Location				Time Position Obtained			Independent Contractor		Hours per Week			Calculated Salary			Salary Change			
	Yes	No	1	2	3	4+	Directly	Partially	Not	MHCC District	Portland	In-State	Out-of-State	Before Starting	While Attending	After Award	Yes	No	Avg. Hours	# Full-Time	# Part-Time	Avg. Salary	Min. Salary	Max. Salary	Increase	No Change	Decrease	
2013-14	0	0	0	0	0	0	0	0	1	0	0	0	0	0	0	0	0	0	0	0	0	0	0	0	0	0	0	0
	#Num!	#Num!					0.00%	0.00%	100.00%																			
<b>Totals</b>	<b>0</b>	<b>0</b>	<b>0</b>	<b>0</b>	<b>0</b>	<b>0</b>	<b>0</b>	<b>0</b>	<b>1</b>	<b>0</b>	<b>0</b>	<b>0</b>	<b>0</b>	<b>0</b>	<b>0</b>	<b>0</b>	<b>0</b>	<b>0</b>	<b>0</b>	<b>0</b>	<b>0</b>	<b>0</b>	<b>0</b>	<b>0</b>	<b>0</b>	<b>0</b>	<b>0</b>	<b>0</b>
							0.00%	0.00%	100.00%																			

### Job Seeking

Grad Year	Seeking Employment		Seeking FT/PT			Related to Degree			Job Seeking Location				Job Placement Services			
	Yes	No	Full-Time	Part-Time	Either	Related	Not Related	Either	MHCC District	Portland	In-State	Out-of-State	Not Aware More Info	Not Aware Not Needed	Aware Used	Aware Not Used
2013-14	1	0	1	0	0	1	0	0	1	1	0	0	1	0	0	0
	100.00%	0.00%	100.00%	0.00%	0.00%	100.00%	0.00%	0.00%	50.00%	50.00%	0.00%	0.00%	100.00%	0.00%	0.00%	0.00%
<b>Totals</b>	<b>1</b>	<b>0</b>	<b>1</b>	<b>0</b>	<b>0</b>	<b>1</b>	<b>0</b>	<b>0</b>	<b>1</b>	<b>1</b>	<b>0</b>	<b>0</b>	<b>1</b>	<b>0</b>	<b>0</b>	<b>0</b>
	100.00%	0.00%	100.00%	0.00%	0.00%	100.00%	0.00%	0.00%	50.00%	50.00%	0.00%	0.00%	100.00%	0.00%	0.00%	0.00%

### Education

Grad Year	Continuing Education Status				Continuing Education Where				
	Continuing	Applying	Future Plans	Finsihed	At MHCC	Other 2Yr College	4Yr University	Currently Applying	Have Not Applied
2013-14	1	0	0	0	1	0	0	0	0
	100.00%	0.00%	0.00%	0.00%	100.00%	0.00%	0.00%	0.00%	0.00%
<b>Totals</b>	<b>1</b>	<b>0</b>	<b>0</b>	<b>0</b>	<b>1</b>	<b>0</b>	<b>0</b>	<b>0</b>	<b>0</b>
	100.00%	0.00%	0.00%	0.00%	100.00%	0.00%	0.00%	0.00%	0.00%



# Computer Information Systems

## 1 Year Certificate - Database Management

### Employment

Grad Year	Employed		Number of Jobs				Related to Degree			Job Location				Time Position Obtained			Independent Contractor		Hours per Week			Calculated Salary			Salary Change		
	Yes	No	1	2	3	4+	Directly	Partially	Not	MHCC District	Portland	In-State	Out-of-State	Before Starting	While Attending	After Award	Yes	No	Avg. Hours	# Full-Time	# Part-Time	Avg. Salary	Min. Salary	Max. Salary	Increase	No Change	Decrease
2015-16	1	1	0	1	0	0	0	0	1	1	0	0	0	1	0	0	0	1	40.00	1	0	\$22.60	\$22.60	\$22.60	1	0	0
	50.00%	50.00%	0.00%	100.00%	0.00%	0.00%	0.00%	0.00%	100.00%	100.00%	0.00%	0.00%	0.00%	100.00%	0.00%	0.00%	0.00%	100.00%							100.00%	0.00%	0.00%
<b>Totals</b>	<b>1</b>	<b>1</b>	<b>0</b>	<b>1</b>	<b>0</b>	<b>0</b>	<b>0</b>	<b>0</b>	<b>1</b>	<b>1</b>	<b>0</b>	<b>0</b>	<b>0</b>	<b>1</b>	<b>0</b>	<b>0</b>	<b>0</b>	<b>1</b>	<b>40.00</b>	<b>1</b>	<b>0</b>	<b>\$22.60</b>	<b>\$22.60</b>	<b>\$22.60</b>	<b>1</b>	<b>0</b>	<b>0</b>
	50.00%	50.00%	0.00%	100.00%	0.00%	0.00%	0.00%	0.00%	100.00%	100.00%	0.00%	0.00%	0.00%	100.00%	0.00%	0.00%	0.00%	100.00%							100.00%	0.00%	0.00%

### Job Seeking

Grad Year	Seeking Employment		Seeking FT/PT			Related to Degree			Job Seeking Location				Job Placement Services			
	Yes	No	Full-Time	Part-Time	Either	Related	Not Related	Either	MHCC District	Portland	In-State	Out-of-State	Not Aware More Info	Not Aware Not Needed	Aware Used	Aware Not Used
2015-16	2	0	1	1	0	2	0	0	1	2	0	0	2	0	0	0
	100.00%	0.00%	50.00%	50.00%	0.00%	100.00%	0.00%	0.00%	33.33%	66.67%	0.00%	0.00%	100.00%	0.00%	0.00%	0.00%
<b>Totals</b>	<b>2</b>	<b>0</b>	<b>1</b>	<b>1</b>	<b>0</b>	<b>2</b>	<b>0</b>	<b>0</b>	<b>1</b>	<b>2</b>	<b>0</b>	<b>0</b>	<b>2</b>	<b>0</b>	<b>0</b>	<b>0</b>
	100.00%	0.00%	50.00%	50.00%	0.00%	100.00%	0.00%	0.00%	33.33%	66.67%	0.00%	0.00%	100.00%	0.00%	0.00%	0.00%

### Education

Grad Year	Continuing Education Status				Continuing Education Where				
	Continuing	Applying	Future Plans	Finsihed	At MHCC	Other 2Yr College	4Yr University	Currently Applying	Have Not Applied
2015-16	1	0	1	0	0	0	1	0	1
	50.00%	0.00%	50.00%	0.00%	0.00%	0.00%	50.00%	0.00%	50.00%
<b>Totals</b>	<b>1</b>	<b>0</b>	<b>1</b>	<b>0</b>	<b>0</b>	<b>0</b>	<b>1</b>	<b>0</b>	<b>1</b>
	50.00%	0.00%	50.00%	0.00%	0.00%	0.00%	50.00%	0.00%	50.00%





# Computer Information Systems

## 1 Year Certificate - Networks and Operating Systems

Employment																											
Grad Year	Employed		Number of Jobs				Related to Degree			Job Location				Time Position Obtained			Independent Contractor		Hours per Week			Calculated Salary			Salary Change		
	Yes	No	1	2	3	4+	Directly	Partially	Not	MHCC District	Portland	In-State	Out-of-State	Before Starting	While Attending	After Award	Yes	No	Avg. Hours	# Full-Time	# Part-Time	Avg. Salary	Min. Salary	Max. Salary	Increase	No Change	Decrease
2015-16	1	3	1	0	0	0	0	0	1	0	1	0	0	0	0	1	0	1	30.00	0	1	\$20.00	\$20.00	\$20.00	1	0	0
	25.00%	75.00%	100.00%	0.00%	0.00%	0.00%	0.00%	0.00%	100.00%	0.00%	100.00%	0.00%	0.00%	0.00%	0.00%	100.00%	0.00%	100.00%							100.00%	0.00%	0.00%
<b>Totals</b>	<b>1</b>	<b>3</b>	<b>1</b>	<b>0</b>	<b>0</b>	<b>0</b>	<b>0</b>	<b>0</b>	<b>1</b>	<b>0</b>	<b>1</b>	<b>0</b>	<b>0</b>	<b>0</b>	<b>0</b>	<b>1</b>	<b>0</b>	<b>1</b>	<b>30.00</b>	<b>0</b>	<b>1</b>	<b>\$20.00</b>	<b>\$20.00</b>	<b>\$20.00</b>	<b>1</b>	<b>0</b>	<b>0</b>
	25.00%	75.00%	100.00%	0.00%	0.00%	0.00%	0.00%	0.00%	100.00%	0.00%	100.00%	0.00%	0.00%	0.00%	0.00%	100.00%	0.00%	100.00%							100.00%	0.00%	0.00%

Job Seeking																
Grad Year	Seeking Employment		Seeking FT/PT			Related to Degree			Job Seeking Location				Job Placement Services			
	Yes	No	Full-Time	Part-Time	Either	Related	Not Related	Either	MHCC District	Portland	In-State	Out-of-State	Not Aware More Info	Not Aware Not Needed	Aware Used	Aware Not Used
2015-16	3	1	2	1	0	3	0	0	0	2	0	1	1	2	0	0
	75.00%	25.00%	66.67%	33.33%	0.00%	100.00%	0.00%	0.00%	0.00%	66.67%	0.00%	33.33%	33.33%	66.67%	0.00%	0.00%
<b>Totals</b>	<b>3</b>	<b>1</b>	<b>2</b>	<b>1</b>	<b>0</b>	<b>3</b>	<b>0</b>	<b>0</b>	<b>0</b>	<b>2</b>	<b>0</b>	<b>1</b>	<b>1</b>	<b>2</b>	<b>0</b>	<b>0</b>
	75.00%	25.00%	66.67%	33.33%	0.00%	100.00%	0.00%	0.00%	0.00%	66.67%	0.00%	33.33%	33.33%	66.67%	0.00%	0.00%

Education									
Grad Year	Continuing Education Status				Continuing Education Where				
	Continuing	Applying	Future Plans	Finsihed	At MHCC	Other 2Yr College	4Yr University	Currently Applying	Have Not Applied
2015-16	2	0	2	0	0	0	2	0	2
	50.00%	0.00%	50.00%	0.00%	0.00%	0.00%	50.00%	0.00%	50.00%
<b>Totals</b>	<b>2</b>	<b>0</b>	<b>2</b>	<b>0</b>	<b>0</b>	<b>0</b>	<b>2</b>	<b>0</b>	<b>2</b>
	50.00%	0.00%	50.00%	0.00%	0.00%	0.00%	50.00%	0.00%	50.00%



# Computer Information Systems

## Less Than One-Year Certificate - Networks and Operating Systems

### Employment

Grad Year	Employed		Number of Jobs				Related to Degree			Job Location				Time Position Obtained			Independent Contractor		Hours per Week			Calculated Salary			Salary Change		
	Yes	No	1	2	3	4+	Directly	Partially	Not	MHCC District	Portland	In-State	Out-of-State	Before Starting	While Attending	After Award	Yes	No	Avg. Hours	# Full-Time	# Part-Time	Avg. Salary	Min. Salary	Max. Salary	Increase	No Change	Decrease
2014-15	5	1	5	0	0	0	3	0	2	0	2	3	0	0	3	2	0	5	36.00	3	2	\$18.01	\$12.69	\$20.00	3	0	2
	83.33%	16.67%	100.00%	0.00%	0.00%	0.00%	60.00%	0.00%	40.00%	0.00%	40.00%	60.00%	0.00%	0.00%	60.00%	40.00%	0.00%	100.00%							60.00%	0.00%	40.00%
<b>Totals</b>	<b>5</b>	<b>1</b>	<b>5</b>	<b>0</b>	<b>0</b>	<b>0</b>	<b>3</b>	<b>0</b>	<b>2</b>	<b>0</b>	<b>2</b>	<b>3</b>	<b>0</b>	<b>0</b>	<b>3</b>	<b>2</b>	<b>0</b>	<b>5</b>	<b>36.00</b>	<b>3</b>	<b>2</b>	<b>\$18.01</b>	<b>\$12.69</b>	<b>\$20.00</b>	<b>3</b>	<b>0</b>	<b>2</b>
	83.33%	16.67%	100.00%	0.00%	0.00%	0.00%	60.00%	0.00%	40.00%	0.00%	40.00%	60.00%	0.00%	0.00%	60.00%	40.00%	0.00%	100.00%							60.00%	0.00%	40.00%

### Job Seeking

Grad Year	Seeking Employment		Seeking FT/PT			Related to Degree			Job Seeking Location				Job Placement Services			
	Yes	No	Full-Time	Part-Time	Either	Related	Not Related	Either	MHCC District	Portland	In-State	Out-of-State	Not Aware More Info	Not Aware Not Needed	Aware Used	Aware Not Used
2014-15	2	4	0	0	2	0	0	2	1	1	0	0	6	0	0	0
	33.33%	66.67%	0.00%	0.00%	100.00%	0.00%	0.00%	100.00%	50.00%	50.00%	0.00%	0.00%	100.00%	0.00%	0.00%	0.00%
<b>Totals</b>	<b>2</b>	<b>4</b>	<b>0</b>	<b>0</b>	<b>2</b>	<b>0</b>	<b>0</b>	<b>2</b>	<b>1</b>	<b>1</b>	<b>0</b>	<b>0</b>	<b>6</b>	<b>0</b>	<b>0</b>	<b>0</b>
	33.33%	66.67%	0.00%	0.00%	100.00%	0.00%	0.00%	100.00%	50.00%	50.00%	0.00%	0.00%	100.00%	0.00%	0.00%	0.00%

### Education

Grad Year	Continuing Education Status				Continuing Education Where				
	Continuing	Applying	Future Plans	Finsihed	At MHCC	Other 2Yr College	4Yr University	Currently Applying	Have Not Applied
2014-15	0	0	5	1	5	0	0	0	0
	0.00%	0.00%	83.33%	16.67%	100.00%	0.00%	0.00%	0.00%	0.00%
<b>Totals</b>	<b>0</b>	<b>0</b>	<b>5</b>	<b>1</b>	<b>5</b>	<b>0</b>	<b>0</b>	<b>0</b>	<b>0</b>
	0.00%	0.00%	83.33%	16.67%	100.00%	0.00%	0.00%	0.00%	0.00%

# Computer Information Systems

## Less Than One-Year Certificate - Web Management / Web Master

### Employment

Grad Year	Employed		Number of Jobs				Related to Degree			Job Location				Time Position Obtained			Independent Contractor		Hours per Week			Calculated Salary			Salary Change		
	Yes	No	1	2	3	4+	Directly	Partially	Not	MHCC District	Portland	In-State	Out-of-State	Before Starting	While Attending	After Award	Yes	No	Avg. Hours	# Full-Time	# Part-Time	Avg. Salary	Min. Salary	Max. Salary	Increase	No Change	Decrease
2015-16	1	0	1	0	0	0	1	0	0	0	1	0	0	0	0	1	0	1	40.00	1	0				1	0	0
	100.00%	0.00%	100.00%	0.00%	0.00%	0.00%	100.00%	0.00%	0.00%	0.00%	100.00%	0.00%	0.00%	0.00%	0.00%	100.00%	0.00%	100.00%							100.00%	0.00%	0.00%
<b>Totals</b>	<b>1</b>	<b>0</b>	<b>1</b>	<b>0</b>	<b>0</b>	<b>0</b>	<b>1</b>	<b>0</b>	<b>0</b>	<b>0</b>	<b>1</b>	<b>0</b>	<b>0</b>	<b>0</b>	<b>0</b>	<b>1</b>	<b>0</b>	<b>1</b>	<b>40.00</b>	<b>1</b>	<b>0</b>				<b>1</b>	<b>0</b>	<b>0</b>
	100.00%	0.00%	100.00%	0.00%	0.00%	0.00%	100.00%	0.00%	0.00%	0.00%	100.00%	0.00%	0.00%	0.00%	0.00%	100.00%	0.00%	100.00%							100.00%	0.00%	0.00%

### Job Seeking

Grad Year	Seeking Employment		Seeking FT/PT			Related to Degree			Job Seeking Location				Job Placement Services			
	Yes	No	Full-Time	Part-Time	Either	Related	Not Related	Either	MHCC District	Portland	In-State	Out-of-State	Not Aware More Info	Not Aware Not Needed	Aware Used	Aware Not Used
2015-16	0	1	0	0	0	0	0	0	0	0	0	0	0	0	0	0
	0.00%	100.00%														
<b>Totals</b>	<b>0</b>	<b>1</b>	<b>0</b>	<b>0</b>	<b>0</b>	<b>0</b>	<b>0</b>	<b>0</b>	<b>0</b>	<b>0</b>	<b>0</b>	<b>0</b>	<b>0</b>	<b>0</b>	<b>0</b>	
	0.00%	100.00%														

### Education

Grad Year	Continuing Education Status				Continuing Education Where				
	Continuing	Applying	Future Plans	Finsihed	At MHCC	Other 2Yr College	4Yr University	Currently Applying	Have Not Applied
2015-16	0	0	0	1	0	0	0	0	0
	0.00%	0.00%	0.00%	100.00%					
<b>Totals</b>	<b>0</b>	<b>0</b>	<b>0</b>	<b>1</b>	<b>0</b>	<b>0</b>	<b>0</b>	<b>0</b>	<b>0</b>
	0.00%	0.00%	0.00%	100.00%					

# Computer Information Systems

## List of Employers

Active Family Chiropractic

Advanced Calibration Technology

at&t

Atmosera

Atos - NSC Global

Behdad Sami Interactive

Big Lots

C-2 Utilities

cache valley transit

Camp Jonah

Campus point

Carl Zeiss Vision

Cascadia Behavioral Healthcare

Clark Public Utilities

coastal farm and home supply

Comcast

Consumer Cellular

Contractor at Intel, working for Yoh Services

Cook Security Group

Department of Veterans Affairs

EID Passport

Electrical Manufacturing

EnergySec

Essia Health, K-force

fred meyer

GlenMar Construction

Good Shepherd Community Church

Gorge networks

Gresham-Barlow School District

harbor freight tools

Home Depot

I work for Integra Telecom through Campus Point

industrial finishes

Intel

Intel through KellyOCG

Intern at Intel though BEC

Mackenzie

McDonald's

MHCC

Mosaic451

Motosport.com

MT. Hood Aquatic Center

Mt. Hood Community College

nortek air solutions

Nwea

OCHIN

Ochin, inc.

OHSU(my previous job not related to my degree because I would like to keep studying)

Oil Can Henry's

Precision castparts

Private

Quango Inc.

reliance connects

securitas

Self employed

Self employed - work from home

ShinEtsu

Sulzer Pumps, Inc.

Sunmark

Svs repair

Team Member of Menchie's Frozen Yogurt Franchise

TeamLogicIT

Tek systems

TekSystems

Think On Labs

United Parcel Service

UPS (United Parcel Service)

Us bank

X-treme Distributing, LLC

## Computer Information Systems: Question 1

### Was there a specific course (or courses) you considered more valuable than others?

- \* I thought Capstone with Jack Fassel was really helpful. I sort of wish it was a little longer.
- \* Cisco Courses
- \* The only course with literally any value at all was the course pertaining to Python. That's IT!
- \* In terms of faculty, I would say that specific instructors are more valuable than others. The courses taught by Paul Morris and Wayne Machuca were far more engaging, interesting, and retainable than the other classes taken as required by the Certificate program I completed.
- \* The HTML class and the Javascript classes were great
- \* ISTM283F, the A+ classes, Computer Security classes (but I would have preferred another program instead of Testout), the Windows Server class, the Novell server class, etc...
- \* Python class
- \* Cyber security
- \* Python
- \* Routing and switching courses, (CIS151, CSI152, CIS154) are used often.
- \* Cis145a-c, cis154, cis240 cis197
- \* All of the web design classes were helpful in doing this side work. The graphic art section was most used during this project.
- \* Cisco networking courses
- \* All the classes were equally valuable in there own way.
- \* CIS 154 CIS 151 MTH 065 CIS 125 Spread sheets
- \* Computer forensics classes

### Are there any new tools, applications or standards the program should address?

- \* He's recovery, data recovery
- \* More advanced scripting and PHP classes would be helpful.
- \* Nothing that i can think of. the program I was in was great.
- \* More hands-on.
- \* Networking devices, web development, firewalls . Configuring vpn services .
- \* I feel that the curriculum (tools, applications, and standards) is relevant to today's professions (as of completion in July of 2017).
- \* You should be teaching students about SERVERS. It is not a required class. Don't you think a web designer should understand how a to use a server?
- \* Entrepreneurship class was very useful. Create your own opportunity.
- \* Routing and switching hardware OTHER than Cisco.
- \* The finding and removal of viruses could be very helpful for students that may not go far in the degree but may work at BestBuy or something in that line.
- \* Windows 10, cloud technology, smart phones and other devices connected to each other, virtual technology, add public speaking classes since people in the IT industry need them to communicate with other people besides using technology to communicate and the Bachelor's programs require speech to graduate from their own program, also maybe add Calligraphy since that's a dying art and its needed in real life as well. And maybe not rely so much on CISCO networking, since there are other networking companies out there and networking can be learned by Googling and using YouTube.
- \* Blockchain technology! It's so obvious. How is any tech student going to code in the future without any tools in blockchain technology?! I'm certain that everything I learned is either outdated or about to be.
- \* VMWare, Citrix, VPN Palo Alto Equipment
- \* I kind of wish you could take Capstone during your first year, or maybe fall of the second year when so you could use those skills to find a job while you are still going to school. I didnt really start looking for a real job till after I graduated.