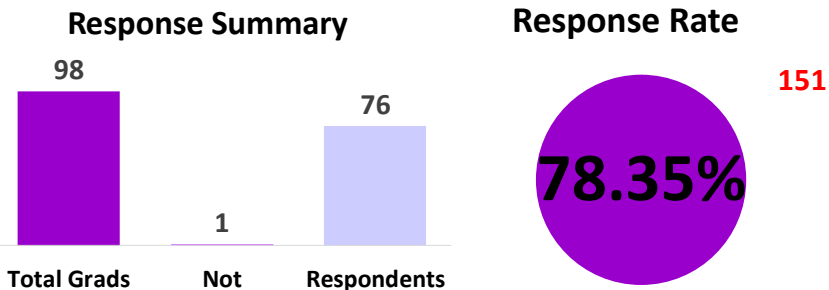
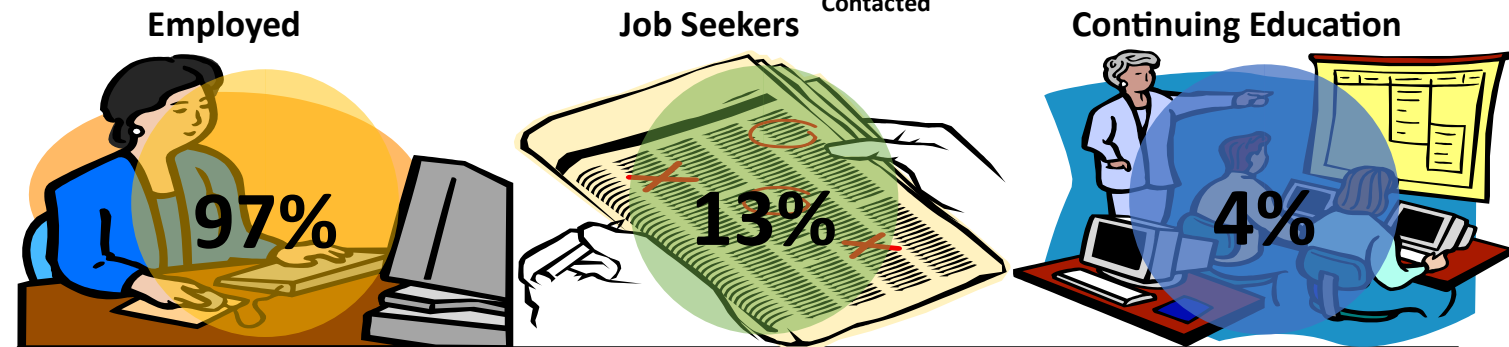


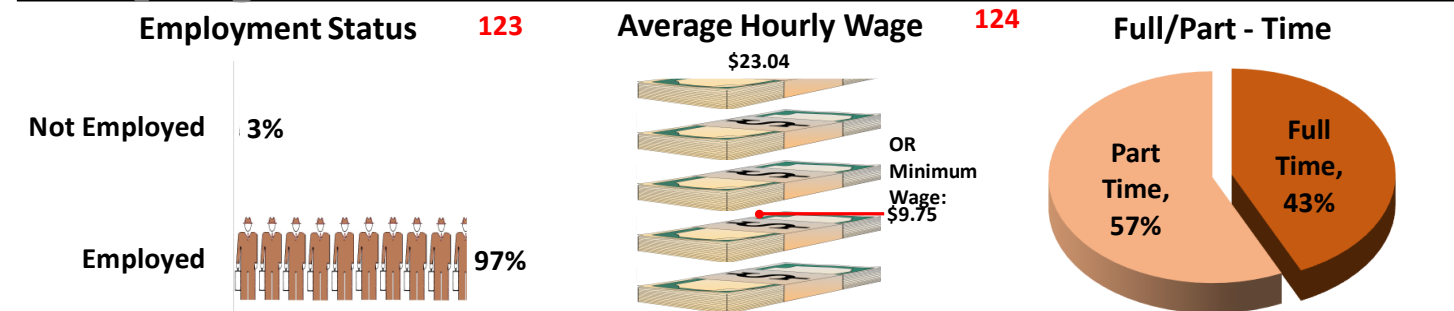
Physical Therapist Assistant

At a Glance...

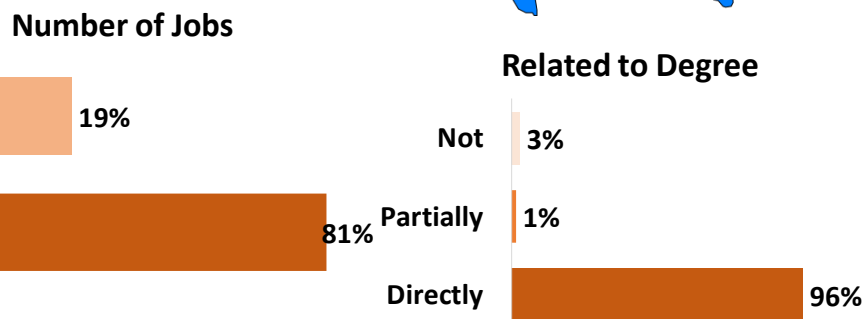
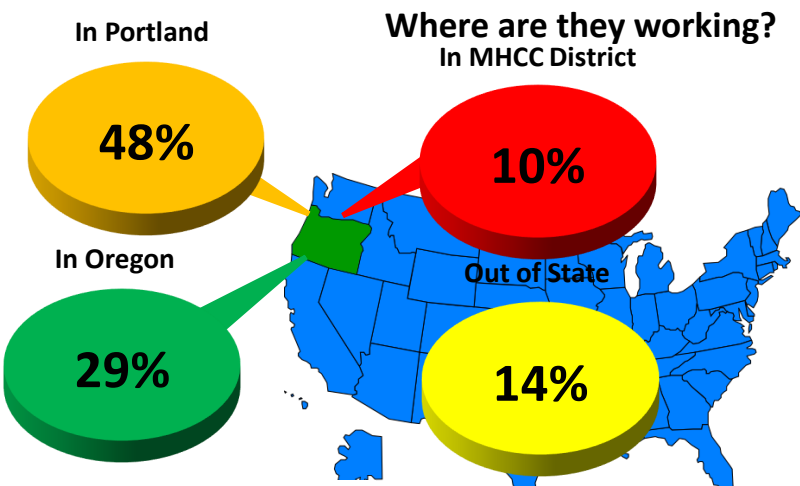
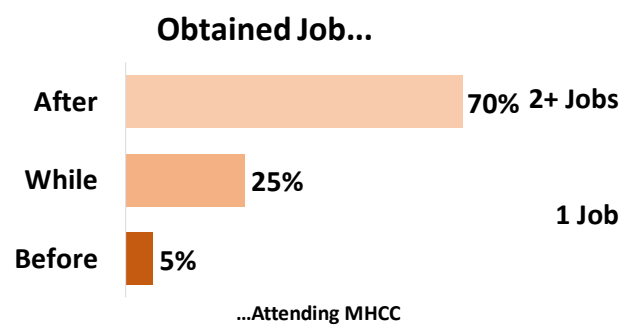
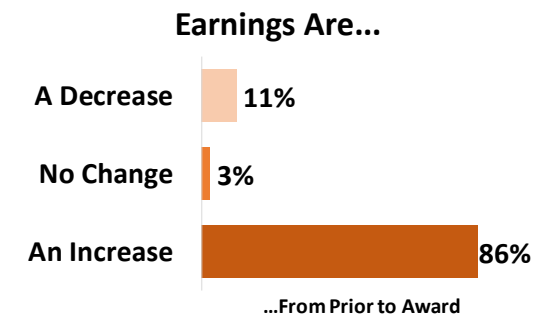
Data for 2014-15 Graduates Only



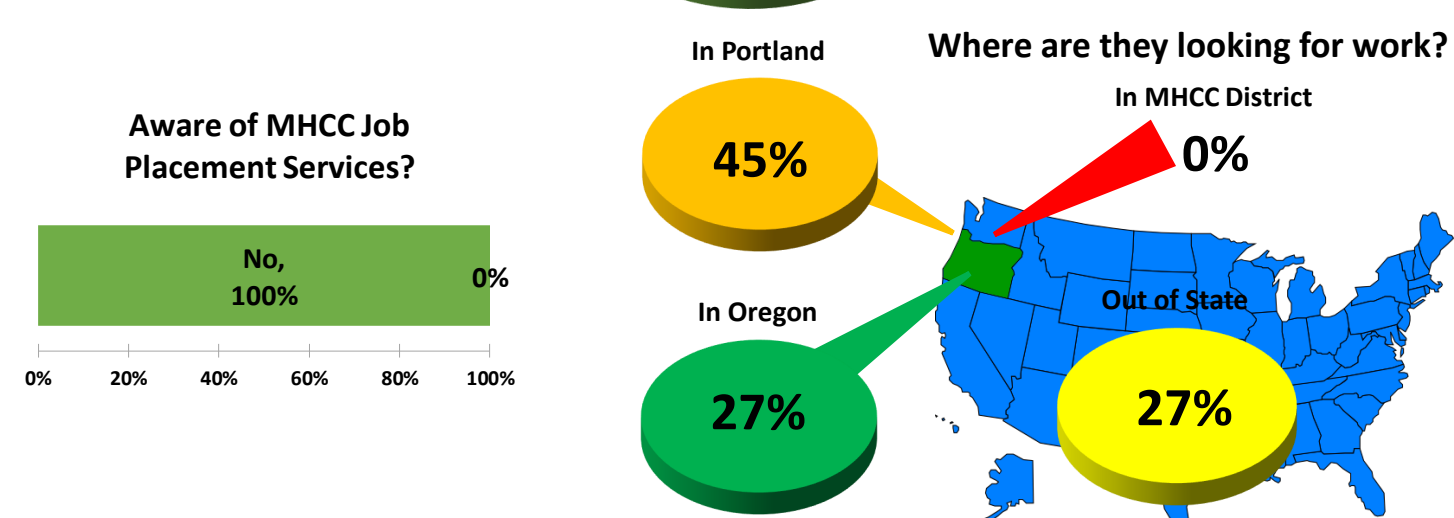
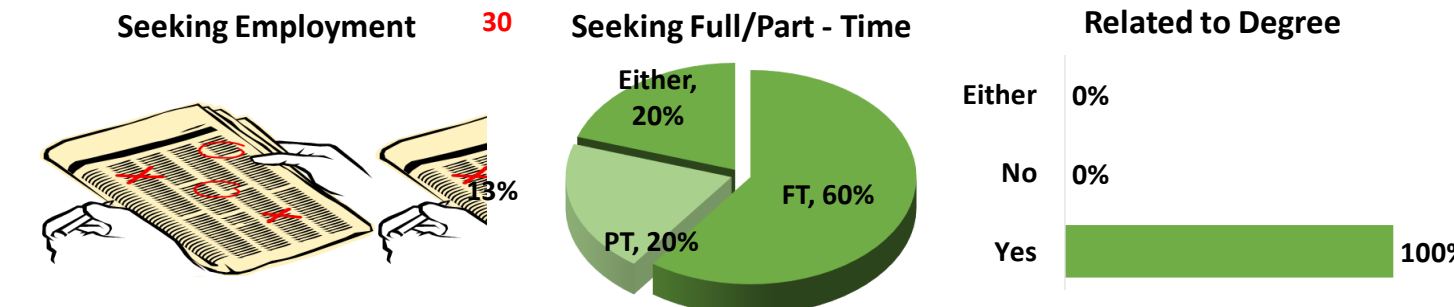
Employed Respondents Indicating They Had At Least One Job: 73



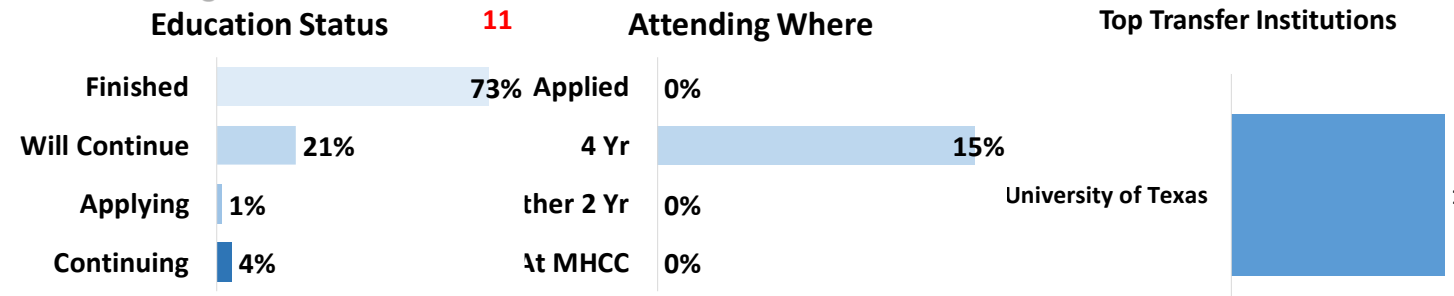
Percent Self Employed / Independent Contractor: 3%




Job Seekers Respondents Indicating They Are Looking for Work: 10



Continuing Education Respondents Indicating They Are Continuing Education: 3



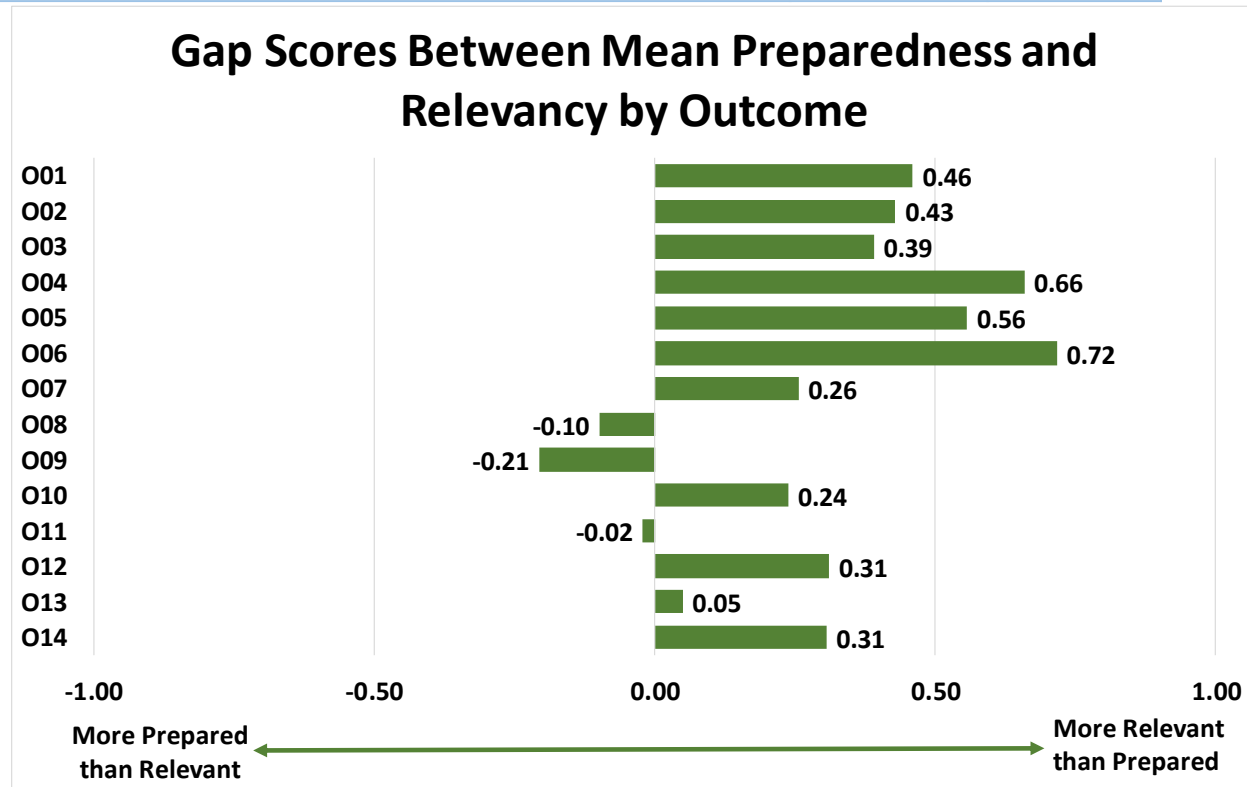
Other Information



Physical Therapist Assistant


Program-specific Questions

Outcome	Preparedness	Relevancy
O01) Effective plan of care review.	6.23	6.69
O02) Effective interventions as established in the plan of care.	6.30	6.72
O03) Effective teaching strategies.	6.22	6.61
O04) Appropriate progression within the established plan of care.	6.07	6.72
O05) Data collection skills to measure patient status and/or progress.	6.10	6.66
O06) Documentation of patient care.	5.95	6.67
O07) Effective intervention in emergencies and/or maintaining a safe working environment.	6.12	6.37
O08) Using health care literature.	6.08	5.98
O09) Competent education of others in the health care team regarding the role fo the PTA.	6.34	6.14
O10) Effective resource management (e.g. human, fiscal, systems).	5.61	5.84
O11) Demonstrating standards of behavior apopropriate to the profession (e.g. cultural competency, integrity, compassion, accountability).	6.57	6.55
O12) Effective communications with patients, the pabulic, and members of the health care team.	6.34	6.66
O13) Demonstrating helth-promoting behaviors and recognizing opportunities to educate others about health, wellness, and prevention.	6.30	6.34
O14) Self-assessment and a willingness to engage in self-directed career development.	6.11	6.42

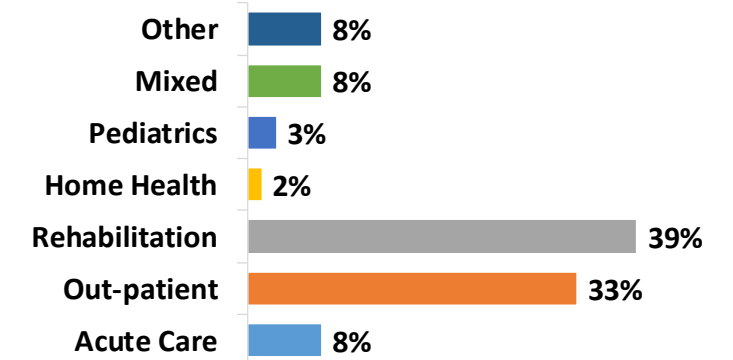


Open-ended question responses are available in Section 3.

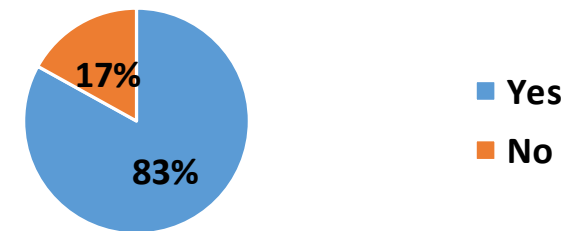
Employed As A PTA?



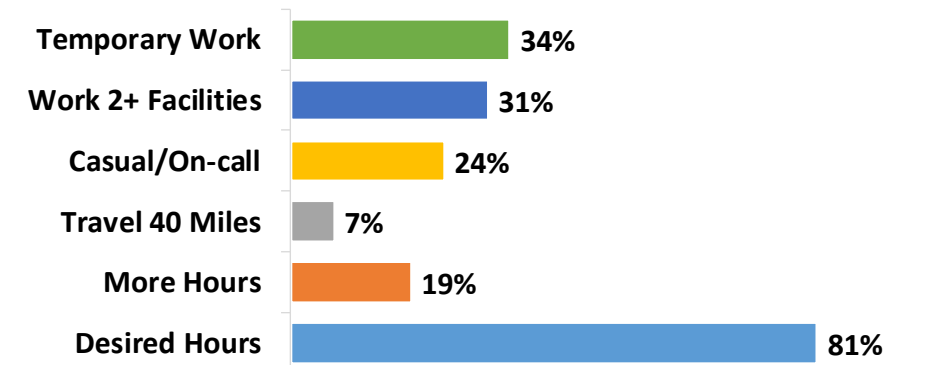
Practice Setting



Preferred Setting?



Work Status



Data Tables for: Physical Therapist Assistant

Physical Therapist Assistant - Employment

Employment Status					Hours Worked per Week And Full Time / Part Time Status							Calculated Hourly Wages					Independent Contractor / Self Employed									
		Employed		Not Employed				Avg Hours	Min	Max	Full Time		Part Time				Avg Wage	Min	Max	5% Trimmed Avg Wage			Yes		No	
2016-17	11	100%	0	0%	2016-17	36.10	24	40	7	70%	3	30%	2016-17	\$25.46	\$9.75	\$45.00	\$24.85	2016-17	1	9%	10	91%				
2015-16	18	100%	0	0%	2015-16	35.00	24	42	3	17%	15	83%	2015-16	\$22.80	\$11.67	\$30.00	\$23.29	2015-16	0	0%	18	100%				
2014-15	14	93%	1	7%	2014-15	34.82	25	43	6	43%	8	57%	2014-15	\$22.71	\$16.83	\$27.00	\$22.80	2014-15	0	0%	14	100%				
2013-14	15	94%	1	6%	2013-14	33.37	20	40	8	53%	7	47%	2013-14	\$22.43	\$19.23	\$29.26	\$22.21	2013-14	1	7%	14	93%				
2012-13	15	100%	0	0%	2012-13	36.53	25	40	7	47%	8	53%	2012-13	\$23.19	\$18.75	\$35.00	\$22.78	2012-13	0	0%	15	100%				
Total	73	97%	2	3%	Total	35.10	20	43	31	43%	41	57%	Total	\$23.16	\$9.75	\$45.00	\$23.08	Total	2	3%	71	97%				

Salary Change from Prior to Award							
		Increase		No Change		Decrease	
2016-17	8	73%	0	0%	3	27%	
2015-16	15	83%	1	6%	2	11%	
2014-15	14	100%	0	0%	0	0%	
2013-14	12	80%	1	7%	2	13%	
2012-13	14	93%	0	0%	1	7%	
Total	63	86%	2	3%	8	11%	

Job Location									
		MHCC District		Portland		In State		Out of State	
2016-17	1	9%	6	55%	4	36%	0	0%	
2015-16	2	11%	9	50%	5	28%	2	11%	
2014-15	2	14%	6	43%	5	36%	1	7%	
2013-14	1	7%	8	53%	3	20%	3	20%	
2012-13	1	7%	6	40%	4	27%	4	27%	
Total	7	10%	35	48%	21	29%	10	14%	

Time Position Obtained (Relative to Award)							
		Before		During		After	
2016-17	0	0%	2	18%	9	82%	
2015-16	1	6%	2	11%	15	83%	
2014-15	0	0%	5	36%	9	64%	
2013-14	3	20%	3	20%	9	60%	
2012-13	0	0%	6	40%	9	60%	
Total	4	5%	18	25%	51	70%	

Number Of Jobs									
		1 Job		2 Jobs		3 Jobs		4+ Jobs	
2016-17	8	73%	3	27%	0	0%	0	0%	
2015-16	16	89%	1	6%	1	6%	0	0%	
2014-15	12	86%	2	14%	0	0%	0	0%	
2013-14	12	80%	2	13%	1	7%	0	0%	
2012-13	11	73%	4	27%	0	0%	0	0%	
Total	59	81%	12	16%	2	3%	0	0%	

Related to Degree									
		Directly		Partially		Not			
2016-17	11	100%	0	0%	0	0%			
2015-16	17	94%	0	0%	1	6%			
2014-15	14	100%	0	0%	0	0%			
2013-14	13	87%	1	7%	1	7%			
2012-13	15	100%	0	0%	0	0%			
Total	70	96%	1	1%	2	3%			

Physical Therapist Assistant - Job Seekers

Seeking Employment					Seeking Full Time / Part Time						Seeking Work Related to Degree								
		Yes		No				Full Time		Part Time				Related		Not Related		Either	
2016-17	1	9%	10	91%	2016-17	0	0%	0	0%	1	100%	2016-17	1	100%	0	0%	0	0%	
2015-16	3	17%	15	83%	2015-16	2	67%	0	0%	1	33%	2015-16	3	100%	0	0%	0	0%	
2014-15	2	13%	13	87%	2014-15	1	50%	1	50%	0	0%	2014-15	2	100%	0	0%	0	0%	
2013-14	2	13%	14	88%	2013-14	1	50%	1	50%	0	0%	2013-14	2	100%	0	0%	0	0%	
2012-13	2	13%	13	87%	2012-13	2	100%	0	0%	0	0%	2012-13	2	100%	0	0%	0	0%	
Total	10	13%	65	87%	Total	6	60%	2	20%	2	20%	Total	10	100%	0	0%	0	0%	

Job Seeking Location					Job Placement Services														
		MHCC District		Portland		In State		Out of State				Not Aware More Info		Not Aware Not Needed		Aware Used		Aware Not Used	
2016-17	0	0%	1	100%	0	0%	0	0%	2016-17	1	100%	0	0%	0	0%	0	0%	0	0%
2015-16	0	0%	1	33%	2	67%	0	0%	2015-16	1	33%	2	67%	0	0%	0	0%	0	0%
2014-15	0	0%	1	50%	0	0%	1	50%	2014-15	15	100%	0	0%	0	0%	0	0%	0	0%
2013-14	0	0%	1	50%	1	50%	0	0%	2013-14	16	100%	0	0%	0	0%	0	0%	0	0%
2012-13	0	0%	1	33%	0	0%	2	67%	2012-13	15	100%	0	0%	0	0%	0	0%	0	0%
Total	0	0%	5	45%	3	27%	3	27%	Total	48	96%	2	4%	0	0%	0	0%	0	0%

Physical Therapist Assistant - Education

Continuing Education Status									Continuing Education Where												
		Continuing		Applying		Future Plans		Finished				MHCC		Other 2-Year		4- Year		Applied		Not Applied	
2016-17	0	0%	0	0%	3	27%	8	73%	2016-17	0	0%	0	0%	1	33%	0	0%	2	67%		
2015-16	1	6%	0	0%	3	17%	14	78%	2015-16	0	0%	0	0%	0	0%	0	0%	4	100%		
2014-15	1	7%	0	0%	4	27%	10	67%	2014-15	0	0%	0	0%	1	20%	0	0%	4	80%		
2013-14	0	0%	1	6%	1	6%	14	88%	2013-14	0	0%	0	0%	1	50%	0	0%	1	50%		
2012-13	1	7%	0	0%	5	33%	9	60%	2012-13	0	0%	0	0%	0	0%	0	0%	6	100%		
Total	3	4%	1	1%	16	21%	55	73%	Total	0	0%	0	0%	3	15%	0	0%	17	85%		

Transfer Institutions

University	Attending	Applied
University of Texas	1	0

Physical Therapist Assistant - Response Rates by Degree

Associate of Applied Science - Physical Therapist Assistant

Grad Year	Total Graduates	Total Contacted	Total Respondents	Response Rate
2016-17	15	15	10	66.67%
2015-16	20	20	18	90.00%
2014-15	20	20	15	75.00%
2013-14	21	21	16	76.19%
2012-13	20	19	15	78.95%
Total	96	95	74	77.89%

Totals for Physical Therapist Assistant

Total	96	95	74	77.89%
-------	----	----	----	--------

Note: Totals may not match Program Total Data Tables. Students with multiple awards are counted in each award earned.

Employment																											
Grad Year	Employed		Number of Jobs				Related to Degree			Job Location				Time Position Obtained			Independent Contractor		Hours per Week			Calculated Salary			Salary Change		
	Yes	No	1	2	3	4+	Directly	Partially	Not	MHCC District	Portland	In-State	Out-of-State	Before Starting	While Attending	After Award	Yes	No	Avg. Hours	# Full-Time	# Part-Time	Avg. Salary	Min. Salary	Max. Salary	Increase	No Change	Decrease
2016-17	9	0	7	2	0	0	9	0	0	1	4	4	0	0	1	8	1	8	35.67	6	3	\$25.40	\$9.75	\$45.00	7	0	2
	100.00%	0.00%	77.78%	22.22%	0.00%	0.00%	100.00%	0.00%	0.00%	11.11%	44.44%	44.44%	0.00%	0.00%	11.11%	88.89%	11.11%	88.89%							77.78%	0.00%	22.22%
2015-16	18	0	16	1	1	0	17	0	1	2	9	5	2	1	2	15	0	18	35.00	3	15	\$22.80	\$11.67	\$30.00	15	1	2
	100.00%	0.00%	88.89%	5.56%	5.56%	0.00%	94.44%	0.00%	5.56%	11.11%	50.00%	27.78%	11.11%	5.56%	11.11%	83.33%	0.00%	100.00%							83.33%	5.56%	11.11%
2014-15	14	1	12	2	0	0	14	0	0	2	6	5	1	0	5	9	0	14	34.82	6	8	\$22.71	\$16.83	\$27.00	14	0	0
	93.33%	6.67%	85.71%	14.29%	0.00%	0.00%	100.00%	0.00%	0.00%	14.29%	42.86%	35.71%	7.14%	0.00%	35.71%	64.29%	0.00%	100.00%							100.00%	0.00%	0.00%
2013-14	15	1	12	2	1	0	13	1	1	1	8	3	3	3	3	9	1	14	33.37	8	7	\$22.43	\$19.23	\$29.26	12	1	2
	93.75%	6.25%	80.00%	13.33%	6.67%	0.00%	86.67%	6.67%	6.67%	6.67%	53.33%	20.00%	20.00%	20.00%	20.00%	60.00%	6.67%	93.33%							80.00%	6.67%	13.33%
2012-13	15	0	11	4	0	0	15	0	0	1	6	4	4	0	6	9	0	15	36.53	7	8	\$23.19	\$18.75	\$35.00	14	0	1
	100.00%	0.00%	73.33%	26.67%	0.00%	0.00%	100.00%	0.00%	0.00%	6.67%	40.00%	26.67%	26.67%	0.00%	40.00%	60.00%	0.00%	100.00%							93.33%	0.00%	6.67%
Totals	71	2	58	11	2	0	68	1	2	7	33	21	10	4	17	50	2	69	35.03	30	41	\$23.12	\$9.75	\$45.00	62	2	7
	97.26%	2.74%	81.69%	15.49%	2.82%	0.00%	95.77%	1.41%	2.82%	9.86%	46.48%	29.58%	14.08%	5.63%	23.94%	70.42%	2.82%	97.18%							87.32%	2.82%	9.86%

Job Seeking																									
Grad Year	Seeking Employment		Seeking FT/PT			Related to Degree			Job Seeking Location				Job Placement Services												
	Yes	No	Full-Time	Part-Time	Either	Related	Not Related	Either	MHCC District	Portland	In-State	Out-of-State	Not Aware More Info	Not Aware Not Needed	Aware Used	Aware Not Used									
2016-17	1	8	0	0	1	1	0	0	0	1	0	0	1	0	0	0									
	11.11%	88.89%	0.00%	0.00%	100.00%	100.00%	0.00%	0.00%	0.00%	100.00%	0.00%	0.00%	100.00%	0.00%	0.00%	0.00%									
2015-16	3	15	2	0	1	3	0	0	0	1	2	0	1	2	0	0									
	16.67%	83.33%	66.67%	0.00%	33.33%	100.00%	0.00%	0.00%	0.00%	33.33%	66.67%	0.00%	33.33%	66.67%	0.00%	0.00%									
2014-15	2	13	1	1	0	2	0	0	0	1	0	1	15	0	0	0									
	13.33%	86.67%	50.00%	50.00%	0.00%	100.00%	0.00%	0.00%	0.00%	50.00%	0.00%	50.00%	100.00%	0.00%	0.00%	0.00%									
2013-14	2	14	1	1	0	2	0	0	0	1	1	0	16	0	0	0									
	12.50%	87.50%	50.00%	50.00%	0.00%	100.00%	0.00%	0.00%	0.00%	50.00%	50.00%	0.00%	100.00%	0.00%	0.00%	0.00%									
2012-13	2	13	2	0	0	2	0	0	0	1	0	2	15	0	0	0									
	13.33%	86.67%	100.00%	0.00%	0.00%	100.00%	0.00%	0.00%	0.00%	33.33%	0.00%	66.67%	100.00%	0.00%	0.00%	0.00%									
Totals	10	63	6	2	2	10	0	0	0	5	3	3	48	2	0	0									
	13.70%	86.30%	60.00%	20.00%	20.00%	100.00%	0.00%	0.00%	0.00%	45.45%	27.27%	27.27%	96.00%	4.00%	0.00%	0.00%									

Education																									
Grad Year	Continuing Education Status				Continuing Education Where																				
	Continuing	Applying	Future Plans	Finsihed	At MHCC	Other 2Yr College	4Yr University	Currently Applying	Have Not Applied																
2016-17	0	0	3	6	0	0	1	0	2																
	0.00%	0.00%	33.33%	66.67%	0.00%	0.00%	33.33%	0.00%	66.67%																
2015-16	1	0	3	14	0	0	0	0	4																
	5.56%	0.00%	16.67%	77.78%	0.00%	0.00%	0.00%	0.00%	100.00%																
2014-15	1	0	4	10	0	0	1	0	4																
	6.67%	0.00%	26.67%	66.67%	0.00%	0.00%	20.00%	0.00%	80.00%																
2013-14	0	1	1	14	0	0	1	0	1																
	0.00%	6.25%	6.25%	87.50%	0.00%	0.00%	50.00%	0.00%	50.00%																
2012-13	1	0	5	9	0	0	0	0	6																
	6.67%	0.00%	33.33%	60.00%	0.00%	0.00%	0.00%	0.00%	100.00%																
Totals	3	1	16	53	0	0	3	0	17																
	4.11%	1.37%	21.92%	72.60%	0.00%	0.00%	15.00%	0.00%	85.00%																

Physical Therapist Assistant

List of Employers

Advanced Home Health Northwest

Benchmark Rehab Partners

Bend Transitional Care

Children's Intensive Therapy N.W.

Clackamas ESD

Clackamas Injury Rehab and Rehab without Walls Home Health

Columbia Gorge PT

Consonus Healthcare

Consonus Rehab

Empres Healthcare

First Call Home Health

Gateway Sports Medicine & Rehab

Genesis Rehab

Glisan Care Center, Portland, Oregon

Good Sheppard Physical Therapy (Rehab Associates)

Gresham SportsCare Physical Therapy

HDH Physical & Sports Therapy

Infinity

Infinity Rehab

Infinity Rehab / Porthaven Health Care Center

Laurelhurst Physical Therapy

Legacy Good Samaritan Hospital

Legacy health system

Legacy Health, Rehabilitation Institute of Oregon

Marquis Wilsonville Skilled Nursing Facility

Mount Ogden Rehabilitation

New Heights Physical Therapy

New Heights Physical Therapy Plus

Oasis Physical and Sports Therapy

Olympia Orthopaedic Associates

Providence

Providence Marianwood

Providence Milwaukie and willamette falls

providence st vincent

Sandy physical therapy

TAI

Therapeutic Associates

Therapeutic Associates Incorporated

Therapeutic Associates Scholls Physical Therapy

town center village

Tuality Healthcare outpatient clinics in Forest Grove/Hillsboro and aquatic therapy

Vancouver Spine and Orthopedic Rehab

Please share any barriers or experiences related to your PTA employment search that you would like us to know?

* We were told that we would learn many during clinical rotation however depending on where you were some did not have the opportunity to learn those things. So there is an inconsistency on what you learn depending on where you go.

* I was previously employed as an aide and front office assistance with my employer, and I participated in a loan repayment program, so I was committed to working for the company prior to starting school. I did not have any trouble finding employment.

Is there anything else you'd like to tell us to help enhance the preparation of future MHCC PTA graduates or those exploring this as a career option?

- * More practice with taking vital signs and knowledge of when to seek feedback from other team members. More practice with documentation so that insurance carriers will not deny.
- * It would be helpful to more thoroughly learn special tests, dermatomes and myotomes, detailed exercise progressions and post-op protocols. These are areas that I encounter often in the outpatient setting and I wish I had learned them in greater detail.
- * I think many of the inefficiencies of the MHCC PTA program are related to the CAPTE requirements that must be followed. That being said, it would have been very helpful to have received more training in the areas of manual therapy techniques (especially regarding the neck and back), as well in therapeutic exercises/activities (progressions, functional applications, etc). I think that too much time was spent on modalities, which is not a skilled therapy. I feel like I have to rely heavily on continuing education texts, my colleagues, and continuing education classes to adequately prepare myself for many treatments, which is needed to an extent, but when I feel more competent in the non-skilled treatments, that seems like there is a problem of prioritizing educational emphasis. Despite that, I have been able to transition to practicing as a licensed PTA fairly seamlessly. Although I wish I could have received more education on the above subjects, I have the tools and abilities to obtain most of the information or to a source to get the info that I need.
- * If you are interested in working in an inpatient setting be sure to select an inpatient setting otherwise you will most likely lose out on opportunities in your initial job searches.
- * Better prepare students for exercise progression as well as screening techniques. Less time spent focusing on modalities, more time spent on manual techniques.
- * It would be beneficial to spend more time on nerves and dermatomes for the Licensure Exam. For SNF work I feel like we learned how to move people but not really how to teach them to move themselves (ie. bed mobility).