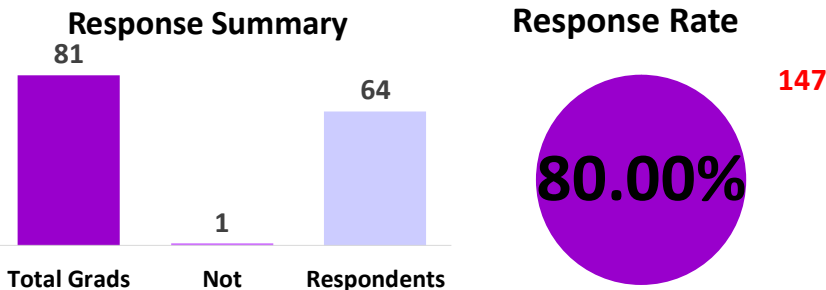



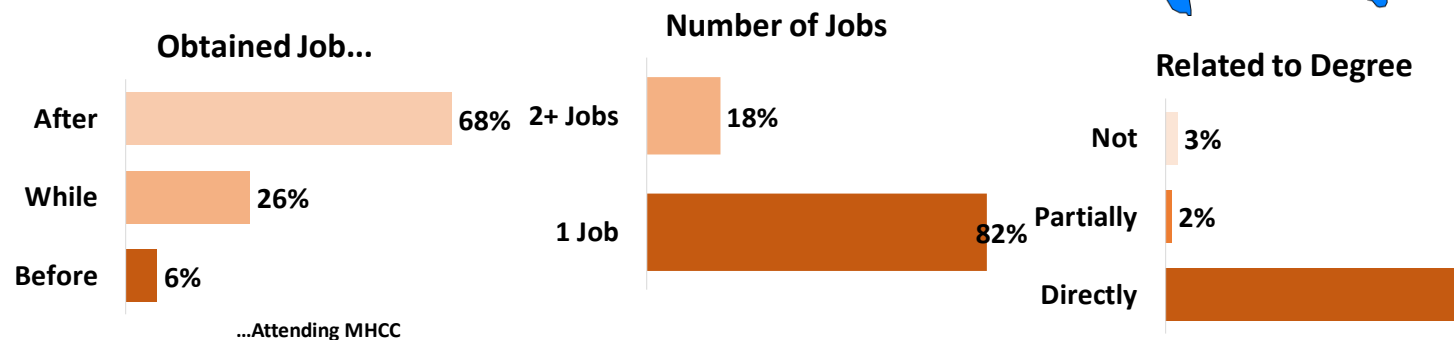
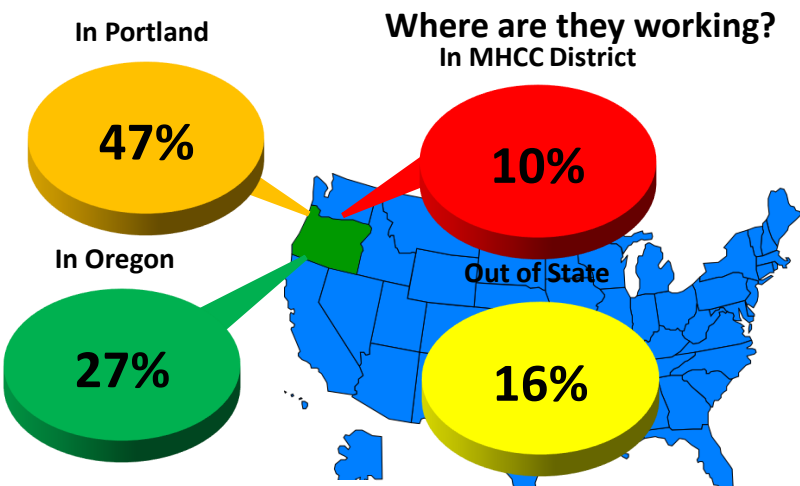
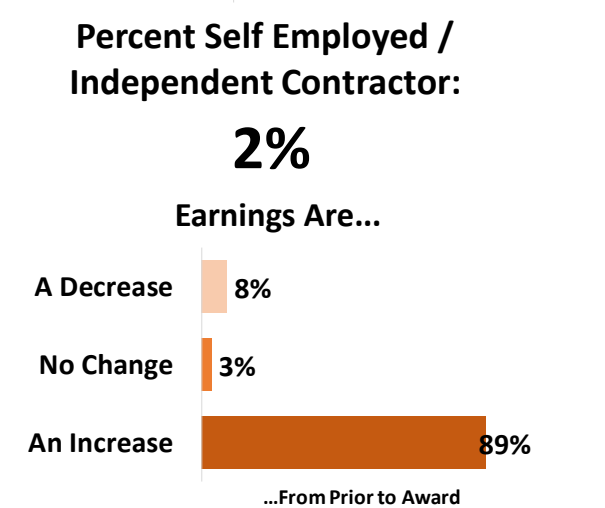

Physical Therapist Assistant

At a Glance...

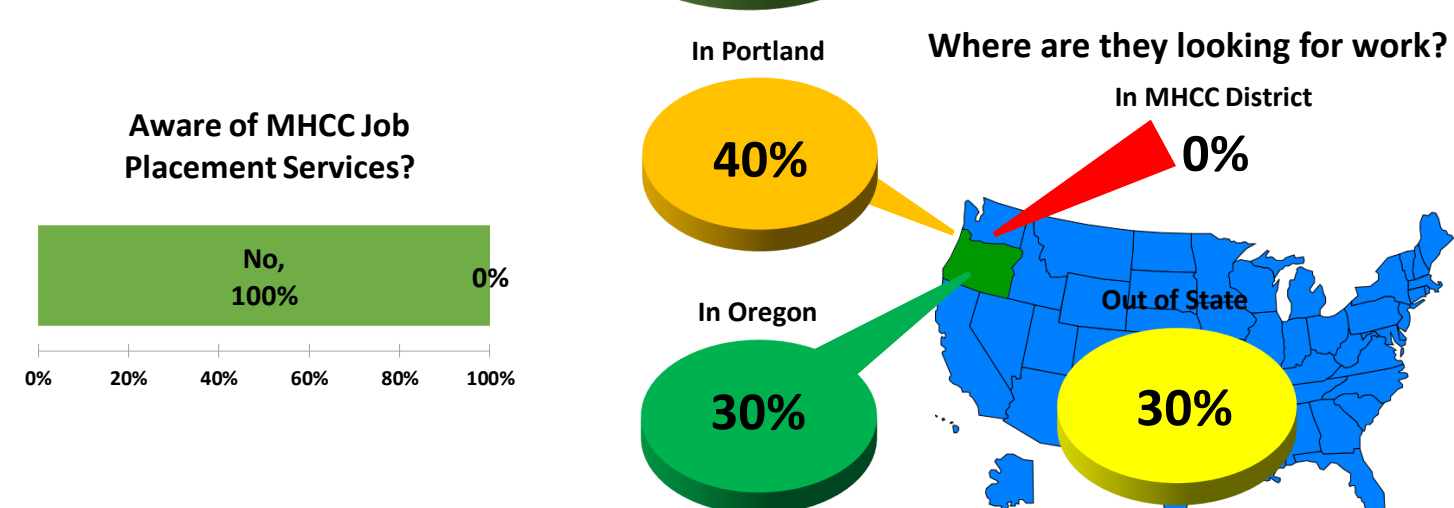
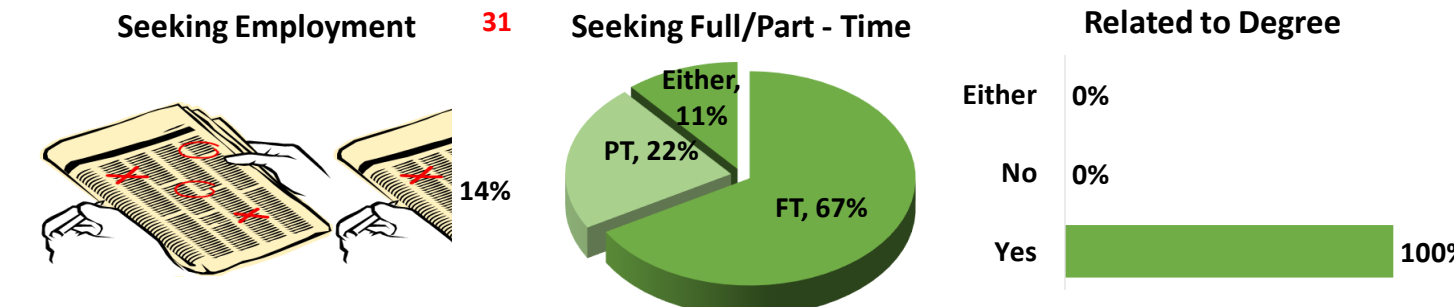
Data for 2014-15 Graduates Only



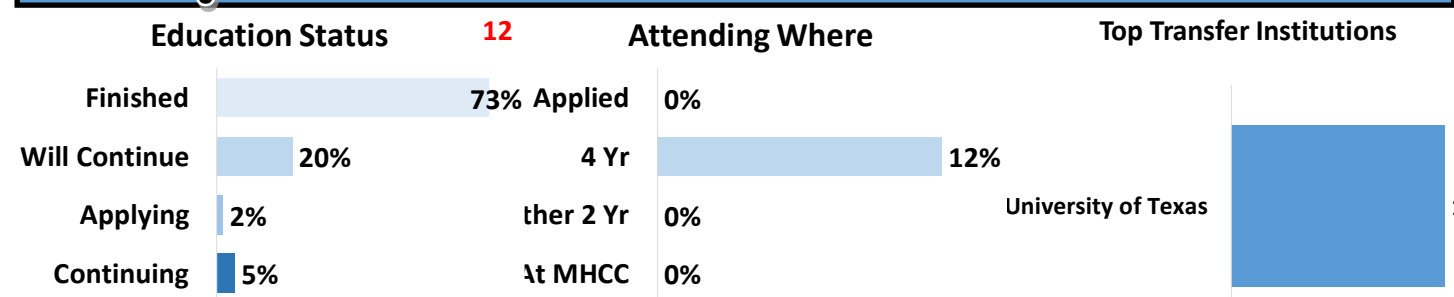
Employed Respondents Indicating They Had At Least One Job: 62




Job Seekers Respondents Indicating They Are Looking for Work: 9



Continuing Education Respondents Indicating They Are Continuing Education: 3



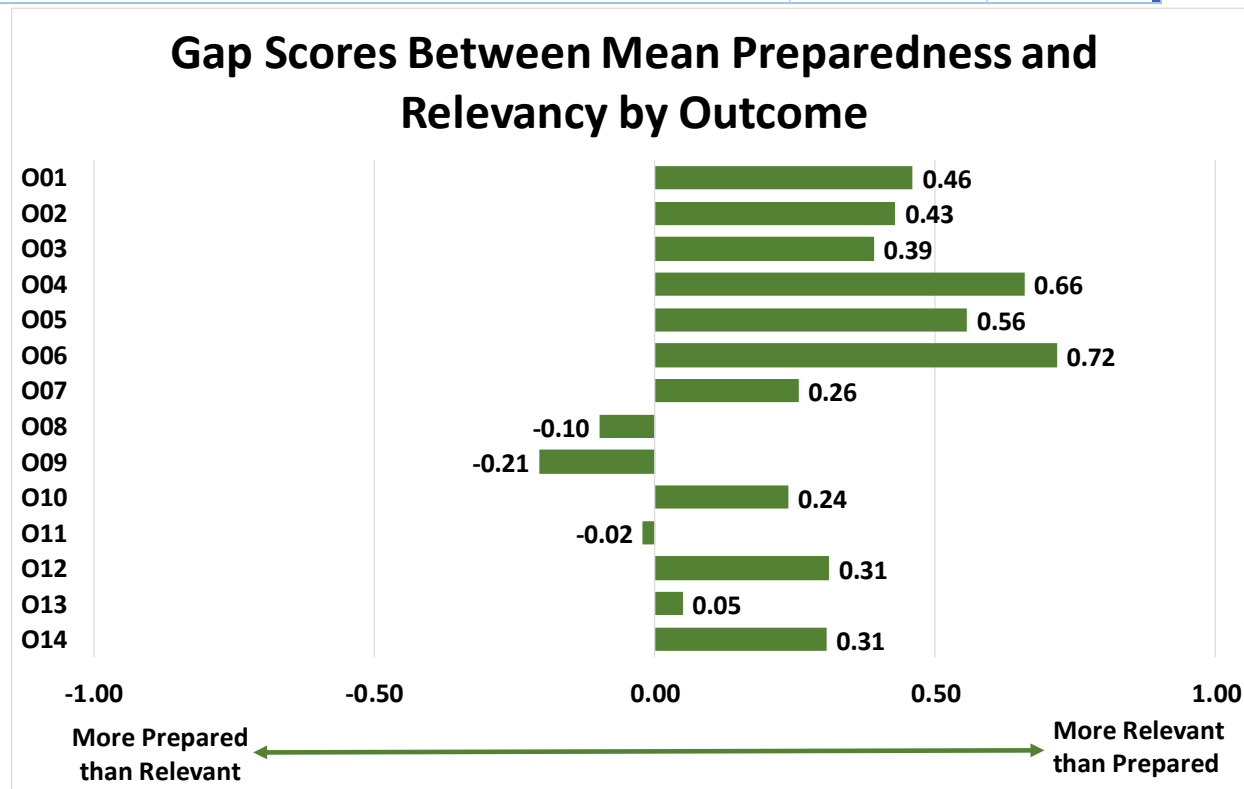
Other Information



Physical Therapist Assistant


Program-specific Questions

Outcome	Preparedness	Relevancy
O01) Effective plan of care review.	6.23	6.69
O02) Effective interventions as established in the plan of care.	6.30	6.72
O03) Effective teaching strategies.	6.22	6.61
O04) Appropriate progression within the established plan of care.	6.07	6.72
O05) Data collection skills to measure patient status and/or progress.	6.10	6.66
O06) Documentation of patient care.	5.95	6.67
O07) Effective intervention in emergencies and/or maintaining a safe working environment.	6.12	6.37
O08) Using health care literature.	6.08	5.98
O09) Competent education of others in the health care team regarding the role of the PTA.	6.34	6.14
O10) Effective resource management (e.g. human, fiscal, systems).	5.61	5.84
O11) Demonstrating standards of behavior appropriate to the profession (e.g. cultural competency, integrity, compassion, accountability).	6.57	6.55
O12) Effective communications with patients, the public, and members of the health care team.	6.34	6.66
O13) Demonstrating health-promoting behaviors and recognizing opportunities to educate others about health, wellness, and prevention.	6.30	6.34
O14) Self-assessment and a willingness to engage in self-directed career development.	6.11	6.42

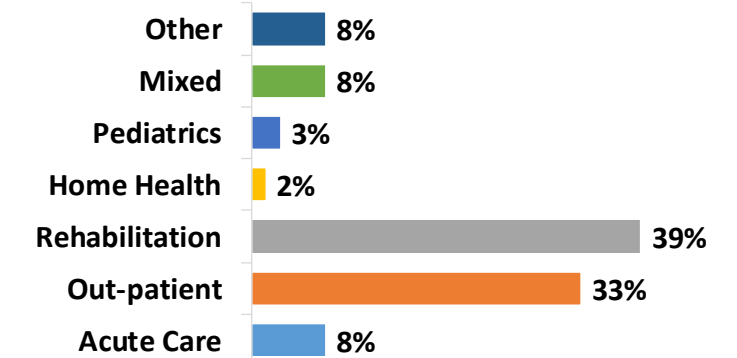


Open-ended question responses are available in Section 3.

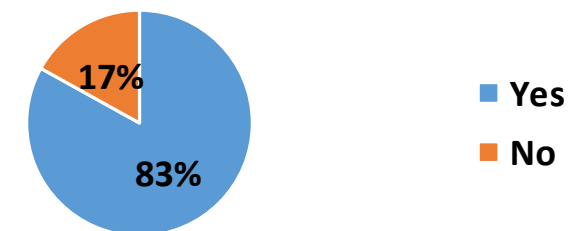
Employed As A PTA?



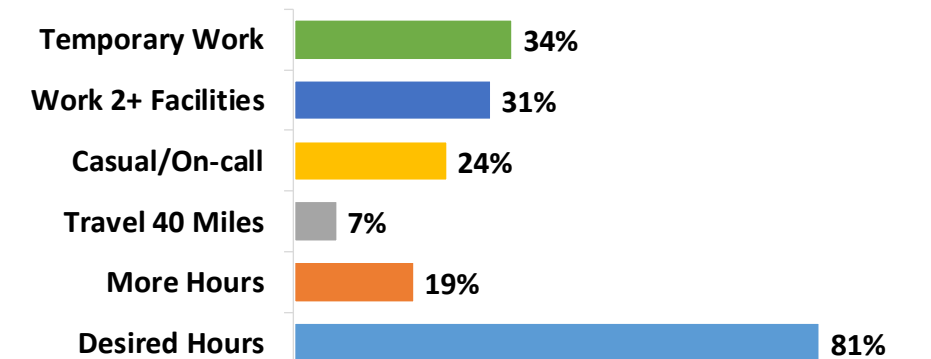
Practice Setting



Preferred Setting?



Work Status



Data Tables for: Physical Therapist Assistant

Physical Therapist Assistant - Employment

Employment Status					Hours Worked per Week And Full Time / Part Time Status								Calculated Hourly Wages					Independent Contractor / Self Employed									
		Employed		Not Employed				Avg Hours	Min	Max	Full Time		Part Time				Avg Wage	Min	Max	5% Trimmed Avg Wage				Yes		No	
Year	Count	Count	Count	Count	Count	Count	Count	Count	Count	Count	Count	Count	Count	Count	Count	Count	Count	Count	Count	Count	Count	Count	Count	Count	Count	Count	Count
2015-16	18	100%	0	0%	2015-16	35.00	24	42	3	17%	15	83%	2015-16	\$22.80	\$11.67	\$30.00	\$23.02	2015-16	0	0%	18	100%					
2014-15	14	93%	1	7%	2014-15	34.82	25	43	6	43%	8	57%	2014-15	\$22.71	\$16.83	\$27.00	\$22.80	2014-15	0	0%	14	100%					
2013-14	15	94%	1	6%	2013-14	33.37	20	40	8	53%	7	47%	2013-14	\$22.43	\$19.23	\$29.26	\$22.23	2013-14	1	7%	14	93%					
2012-13	15	100%	0	0%	2012-13	36.53	25	40	7	47%	8	53%	2012-13	\$23.19	\$18.75	\$35.00	\$22.78	2012-13	0	0%	15	100%					
Total	62	97%	2	3%	Total	34.94	20	43	24	39%	38	61%	Total	\$22.78	\$11.67	\$35.00	\$22.75	Total	1	2%	61	98%					

Salary Change from Prior to Award							Job Location							Time Position Obtained (Relative to Award)											
		Increase		No Change		Decrease				MHCC District		Portland		In State		Out of State				Before		During		After	
Year	Count	Count	Count	Count	Count	Count	Count	Count	Count	Count	Count	Count	Count	Count	Count	Count	Count	Count	Count	Count	Count	Count	Count	Count	
2015-16	15	83%	1	6%	2	11%	2015-16	2	11%	9	50%	5	28%	2	11%	2015-16	1	6%	2	11%	15	83%			
2014-15	14	100%	0	0%	0	0%	2014-15	2	14%	6	43%	5	36%	1	7%	2014-15	0	0%	5	36%	9	64%			
2013-14	12	80%	1	7%	2	13%	2013-14	1	7%	8	53%	3	20%	3	20%	2013-14	3	20%	3	20%	9	60%			
2012-13	14	93%	0	0%	1	7%	2012-13	1	7%	6	40%	4	27%	4	27%	2012-13	0	0%	6	40%	9	60%			
Total	55	89%	2	3%	5	8%	Total	6	10%	29	47%	17	27%	10	16%	Total	4	6%	16	26%	42	68%			

Number Of Jobs										Related to Degree									
		1 Job		2 Jobs		3 Jobs		4+ Jobs				Directly		Partially		Not			
Year	Count	Count	Count	Count	Count	Count	Count	Count	Count	Count	Count	Count	Count	Count	Count	Count	Count		
2015-16	16	89%	1	6%	1	6%	0	0%	2015-16	17	94%	0	0%	1	6%				
2014-15	12	86%	2	14%	0	0%	0	0%	2014-15	14	100%	0	0%	0	0%				
2013-14	12	80%	2	13%	1	7%	0	0%	2013-14	13	87%	1	7%	1	7%				
2012-13	11	73%	4	27%	0	0%	0	0%	2012-13	15	100%	0	0%	0	0%				
Total	51	82%	9	15%	2	3%	0	0%	Total	59	95%	1	2%	2	3%				

Physical Therapist Assistant - Job Seekers

Seeking Employment					Seeking Full Time / Part Time						Seeking Work Related to Degree						
		Yes		No		Full Time		Part Time		Either		Related		Not Related		Either	
2015-16	3	17%	15	83%	2	67%	0	0%	1	33%	3	100%	0	0%	0	0%	
2014-15	2	13%	13	87%	1	50%	1	50%	0	0%	2	100%	0	0%	0	0%	
2013-14	2	13%	14	88%	1	50%	1	50%	0	0%	2	100%	0	0%	0	0%	
2012-13	2	13%	13	87%	2	100%	0	0%	0	0%	2	100%	0	0%	0	0%	
Total	9	14%	55	86%	6	67%	2	22%	1	11%	9	100%	0	0%	0	0%	

Job Seeking Location					Job Placement Services												
		MHCC District		Portland		In State		Out of State		Not Aware More Info		Not Aware Not Needed		Aware Used		Aware Not Used	
2015-16	0	0%	1	33%	2	67%	0	0%	1	33%	2	67%	0	0%	0	0%	
2014-15	0	0%	1	50%	0	0%	1	50%	15	100%	0	0%	0	0%	0	0%	
2013-14	0	0%	1	50%	1	50%	0	0%	16	100%	0	0%	0	0%	0	0%	
2012-13	0	0%	1	33%	0	0%	2	67%	15	100%	0	0%	0	0%	0	0%	
Total	0	0%	4	40%	3	30%	3	30%	47	96%	2	4%	0	0%	0	0%	

Physical Therapist Assistant - Education

Continuing Education Status					Continuing Education Where														
		Continuing		Applying		Future Plans		Finished		MHCC		Other 2-Year		4- Year		Applied		Not Applied	
2015-16	1	6%	0	0%	3	17%	14	78%	0	0%	0	0%	0	0%	0	0%	4	100%	
2014-15	1	7%	0	0%	4	27%	10	67%	0	0%	0	0%	1	20%	0	0%	4	80%	
2013-14	0	0%	1	6%	1	6%	14	88%	0	0%	0	0%	1	50%	0	0%	1	50%	
2012-13	1	7%	0	0%	5	33%	9	60%	0	0%	0	0%	0	0%	0	0%	6	100%	
Total	3	5%	1	2%	13	20%	47	73%	0	0%	0	0%	2	12%	0	0%	15	88%	

Transfer Institutions		
University	Attending	Applied
University of Texas	1	0

Physical Therapist Assistant - Response Rates by Degree

Associate of Applied Science - Physical Therapist Assistant

Grad Year	Total Graduates	Total Contacted	Total Respondents	Response Rate
2015-16	20	20	18	90.00%
2014-15	20	20	15	75.00%
2013-14	21	21	16	76.19%
2012-13	20	19	15	78.95%
Total	81	80	64	80.00%

Totals for Physical Therapist Assistant

Total	81	80	64	80.00%
--------------	-----------	-----------	-----------	---------------

Note: Totals may not match Program Total Data Tables. Students with multiple awards are counted in each award earned.

Physical Therapist Assistant

Associate of Applied Science - Physical Therapist Assistant

Employment																											
Grad Year	Employed		Number of Jobs				Related to Degree			Job Location				Time Position Obtained			Independent Contractor		Hours per Week			Calculated Salary			Salary Change		
	Yes	No	1	2	3	4+	Directly	Partially	Not	MHCC District	Portland	In-State	Out-of-State	Before Starting	While Attending	After Award	Yes	No	Avg. # Full-Hours	# Part-Time	# Part-Time	Avg. Salary	Min. Salary	Max. Salary	Increase	No Change	Decrease
2015-16	18	0	16	1	1	0	17	0	1	2	9	5	2	1	2	15	0	18	35.00	3	15	\$22.80	\$11.67	\$30.00	15	1	2
	100.00%	0.00%	88.89%	5.56%	5.56%	0.00%	94.44%	0.00%	5.56%	11.11%	50.00%	27.78%	11.11%	5.56%	11.11%	83.33%	0.00%	100.00%							83.33%	5.56%	11.11%
2014-15	14	1	12	2	0	0	14	0	0	2	6	5	1	0	5	9	0	14	34.82	6	8	\$22.71	\$16.83	\$27.00	14	0	0
	93.33%	6.67%	85.71%	14.29%	0.00%	0.00%	100.00%	0.00%	0.00%	14.29%	42.86%	35.71%	7.14%	0.00%	35.71%	64.29%	0.00%	100.00%							100.00%	0.00%	0.00%
2013-14	15	1	12	2	1	0	13	1	1	1	8	3	3	3	3	9	1	14	33.37	8	7	\$22.43	\$19.23	\$29.26	12	1	2
	93.75%	6.25%	80.00%	13.33%	6.67%	0.00%	86.67%	6.67%	6.67%	6.67%	53.33%	20.00%	20.00%	20.00%	20.00%	60.00%	6.67%	93.33%							80.00%	6.67%	13.33%
2012-13	15	0	11	4	0	0	15	0	0	1	6	4	4	0	6	9	0	15	36.53	7	8	\$23.19	\$18.75	\$35.00	14	0	1
	100.00%	0.00%	73.33%	26.67%	0.00%	0.00%	100.00%	0.00%	0.00%	6.67%	40.00%	26.67%	26.67%	0.00%	40.00%	60.00%	0.00%	100.00%							93.33%	0.00%	6.67%
Totals	62	2	51	9	2	0	59	1	2	6	29	17	10	4	16	42	1	61	34.94	24	38	\$22.78	\$11.67	\$35.00	55	2	5
	96.88%	3.13%	82.26%	14.52%	3.23%	0.00%	95.16%	1.61%	3.23%	9.68%	46.77%	27.42%	16.13%	6.45%	25.81%	67.74%	1.61%	98.39%							88.71%	3.23%	8.06%

Job Seeking																
Grad Year	Seeking Employment		Seeking FT/PT			Related to Degree			Job Seeking Location				Job Placement Services			
	Yes	No	Full-Time	Part-Time	Either	Related	Not Related	Either	MHCC District	Portland	In-State	Out-of-State	Not Aware More Info	Not Aware Not Needed	Aware Used	Aware Not Used
2015-16	3	15	2	0	1	3	0	0	0	1	2	0	1	2	0	0
	16.67%	83.33%	66.67%	0.00%	33.33%	100.00%	0.00%	0.00%	0.00%	33.33%	66.67%	0.00%	33.33%	66.67%	0.00%	0.00%
2014-15	2	13	1	1	0	2	0	0	0	1	0	1	15	0	0	0
	13.33%	86.67%	50.00%	50.00%	0.00%	100.00%	0.00%	0.00%	0.00%	50.00%	0.00%	50.00%	100.00%	0.00%	0.00%	0.00%
2013-14	2	14	1	1	0	2	0	0	0	1	1	0	16	0	0	0
	12.50%	87.50%	50.00%	50.00%	0.00%	100.00%	0.00%	0.00%	0.00%	50.00%	50.00%	0.00%	100.00%	0.00%	0.00%	0.00%
2012-13	2	13	2	0	0	2	0	0	0	1	0	2	15	0	0	0
	13.33%	86.67%	100.00%	0.00%	0.00%	100.00%	0.00%	0.00%	0.00%	33.33%	0.00%	66.67%	100.00%	0.00%	0.00%	0.00%
Totals	9	55	6	2	1	9	0	0	0	4	3	3	47	2	0	0
	14.06%	85.94%	66.67%	22.22%	11.11%	100.00%	0.00%	0.00%	0.00%	40.00%	30.00%	30.00%	95.92%	4.08%	0.00%	0.00%

Education									
Grad Year	Continuing Education Status				Continuing Education Where				
	Continuing	Applying	Future Plans	Finsihed	At MHCC	Other 2Yr College	4Yr University	Currently Applying	Have Not Applied
2015-16	1	0	3	14	0	0	0	0	4
	5.56%	0.00%	16.67%	77.78%	0.00%	0.00%	0.00%	0.00%	100.00%
2014-15	1	0	4	10	0	0	1	0	4
	6.67%	0.00%	26.67%	66.67%	0.00%	0.00%	20.00%	0.00%	80.00%
2013-14	0	1	1	14	0	0	1	0	1
	0.00%	6.25%	6.25%	87.50%	0.00%	0.00%	50.00%	0.00%	50.00%
2012-13	1	0	5	9	0	0	0	0	6
	6.67%	0.00%	33.33%	60.00%	0.00%	0.00%	0.00%	0.00%	100.00%
Totals	3	1	13	47	0	0	2	0	15
	4.69%	1.56%	20.31%	73.44%	0.00%	0.00%	11.76%	0.00%	88.24%

Physical Therapist Assistant

List of Employers

Bend Transitional Care

Children's Intensive Therapy N.W.

Clackamas ESD

Clackamas Injury Rehab and Rehab without Walls
Home Health

Columbia Gorge PT

Consonus Healthcare

Consonus Rehab

Empres Healthcare

First Call Home Health

Gateway Sports Medicine & Rehab

Genesis Rehab

Glisan Care Center, Portland, Oregon

Good Sheppard Physical Therapy (Rehab Associates)

Gresham SportsCare Physical Therapy

HDH Physical & Sports Therapy

Infinity

Infinity Rehab

Infinity Rehab / Porthaven Health Care Center

Laurelhurst Physical Therapy

Legacy health system

Legacy Health, Rehabilitation Institute of Oregon

Marquis Wilsonville Skilled Nursing Facility

Mount Ogden Rehabilitation

New Heights Physical Therapy

New Heights Physical Therapy Plus

Oasis Physical and Sports Therapy

Olympia Orthopaedic Associates

Providence

Providence Marianwood

Providence Milwaukie and willamette falls

providence st vincent

Sandy physical therapy

TAI

Therapeutic Associates

Therapeutic Associates Incorporated

town center village

Tuality Healthcare outpatient clinics in Forest
Grove/Hillsboro and aquatic therapy

Vancouver Spine and Orthopedic Rehab

Physical Therapist Assistant: Question 1

Please share any barriers or experiences related to your PTA employment search that you would like us to know?

- * Taking a break after graduation made it more difficult for me to find a job in the fall since I wasn't applying for the positions available in June. I would recommend having a job lined up after graduation.
- * I had a good experience with my employment search.
- * There were so many SNF job openings. It was difficult to find other opportunities. Also, there were several openings at facilities which have poor reputations. We only learned this from talking to each other (classmates). It would have been nice if the fa
- * I would have loved to have a little education about how to treat someone with mental illness, and going through withdrawal. And more about appropriate times to progress a PT. Also more about insurance companies and billing.
- * Documentation while providing treatment, typing on lap top specifically. I was always able to scribble down something during a session and then go back and write a note but the company I work for wants me to document while the session is in process.
- * I did not run into any barriers for employment. I applied to the clinic I wanted to work at the most and was hired despite be a new graduate.

- * None
- * The continuing education classes are expensive for a PTA.
- * N/A
- * N/A. I had two full time job offers within one month of graduation.
- * Not a lot of outpatient jobs around the area west side, Beaverton/Hillsboro. I started On-call and worked into part time position

Physical Therapist Assistant: Question 2

Is there anything else you'd like to tell us to help enhance the preparation of future MHCC PTA graduates or those exploring this as a career option?

- * More practice in documentation skills (what to look for, how to word things, conciseness and what is/is not important) as well as some sort of introduction into billing (I know it is different everywhere but that part has been the most challenging).
- * Don't sweat what you don't know. Kristin was right ðŸ˜‰ You learn on the job!
- * Before applying for the PTA program, visit not only a variety of settings, but several facilities of the same setting.
- * There was no education billing. Plenty on documentation, but none on billing. So, the way I bill is how the person that trained me bills. This seems to leave a lot to chance. Overall, I feel I am well prepared to be in my out-patient setting. I wil
- * I am proud to say that I am a graduate from the MHCC PTA program. I felt very well prepared for the field when I graduated. I would recommend it to others.
- * more time spent on documentation would have been helpful
- * Be prepared to learn and study outside of work the first few months to help fill any major information gaps they have between them and their coworkers. While you may have different philosophies it is good to understand why they do what they do. To help yo
- * Modalities don't need to be covered in so much detail. Each place does their own thing and they will train on the equipment they use.
- * More manual and assessing techniques.
- * Do their clinical in the company they want to work at. It helped when I was looking for a job.
- * Modalities are greatly falling out of acceptance and practice. I would encourage more time before spent understanding exercises, special tests, and sociallike barriers to patient care
- * Less emphasis on modalities and more emphasis on practical, everyday aspects of the job.
- * I feel students would benefit from longer clinical rotations, or an additional rotation. The experience gained through the clinic is absolutely key for success as a new graduate. Also, clinicals often turn into job offers, use this time to learn as well