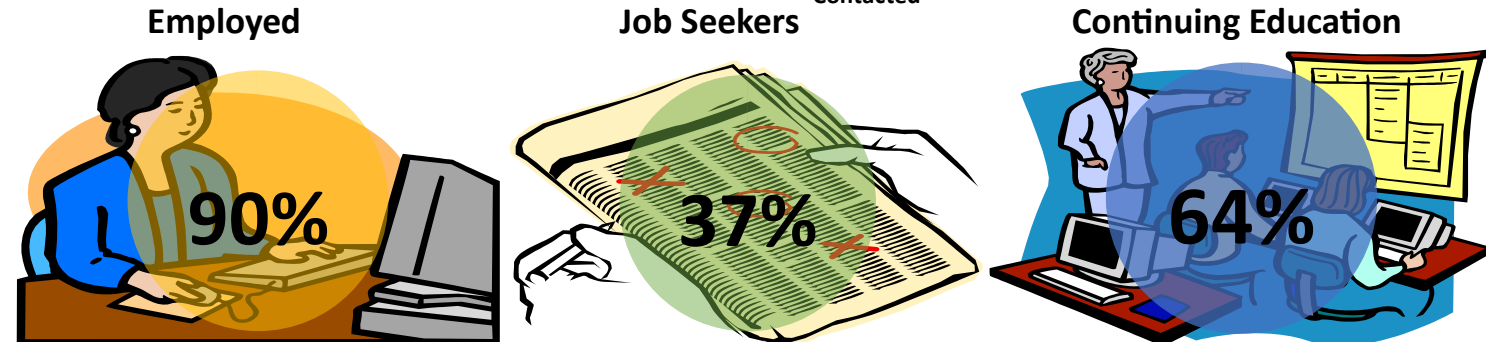
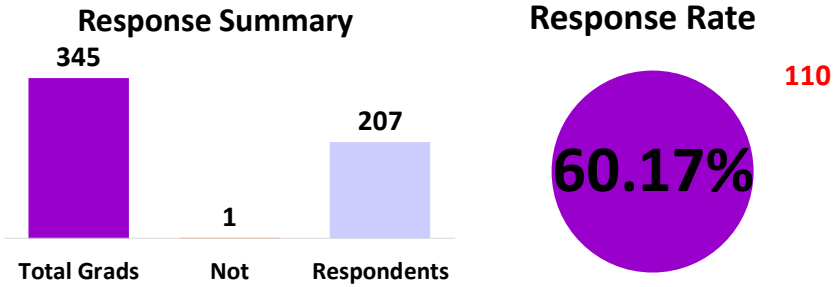



Nursing

At a Glance...

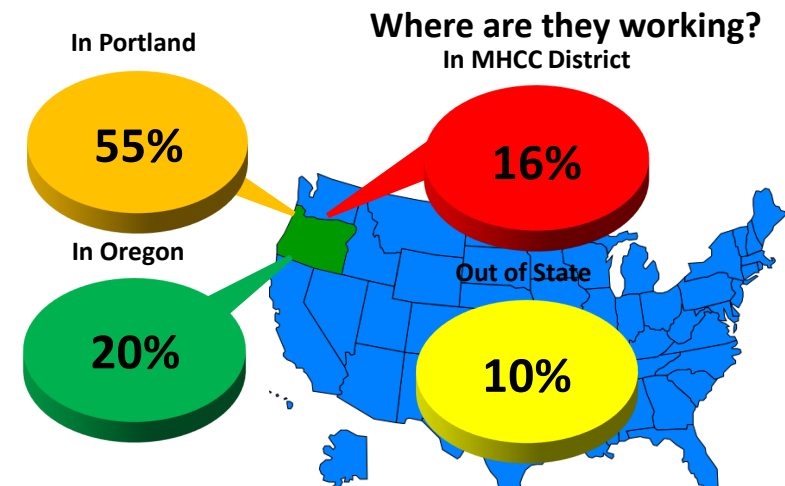
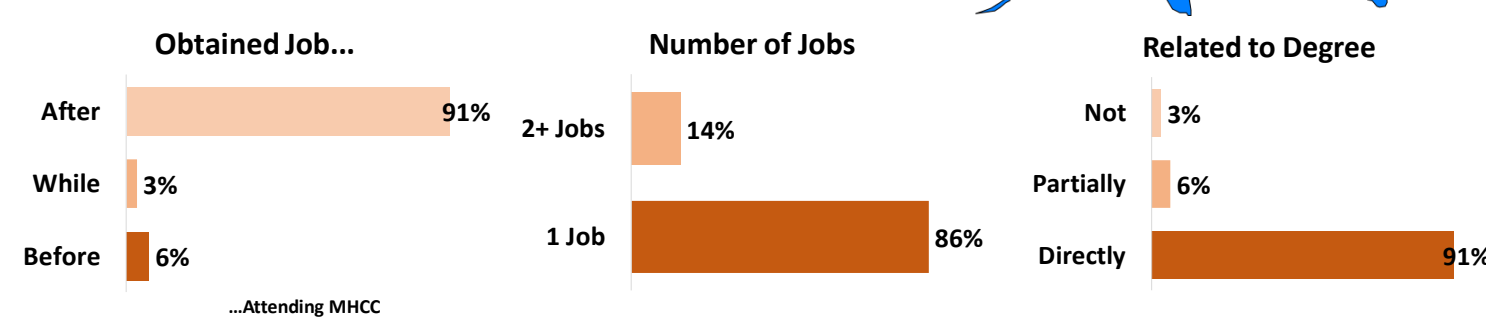
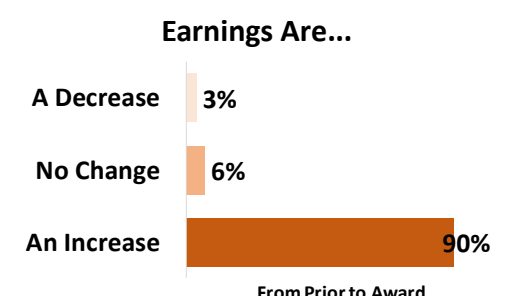


Employed Respondents Indicating They Had At Least One Job: 175

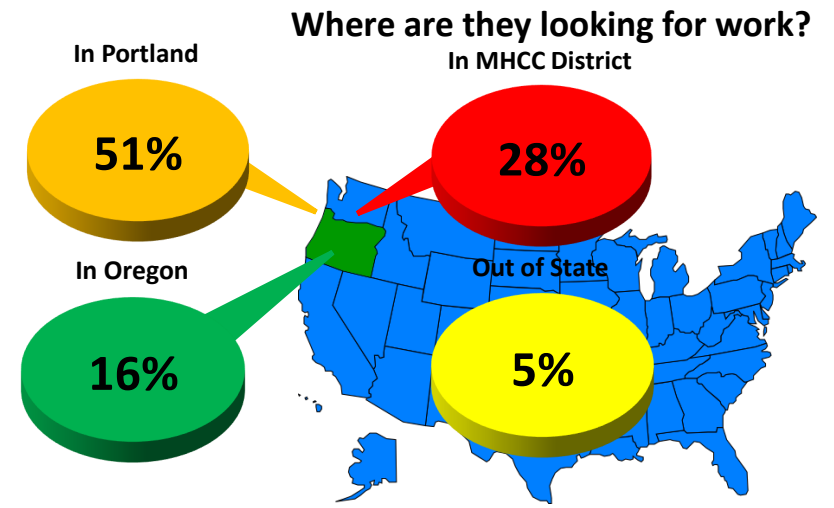
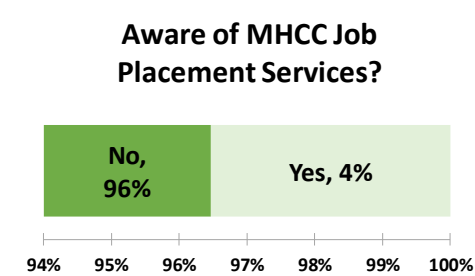
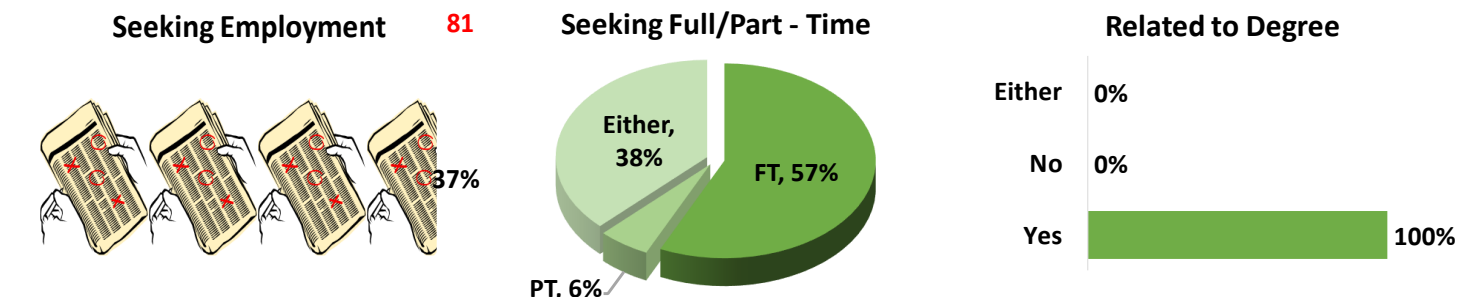


Percent Self Employed / Independent Contractor:

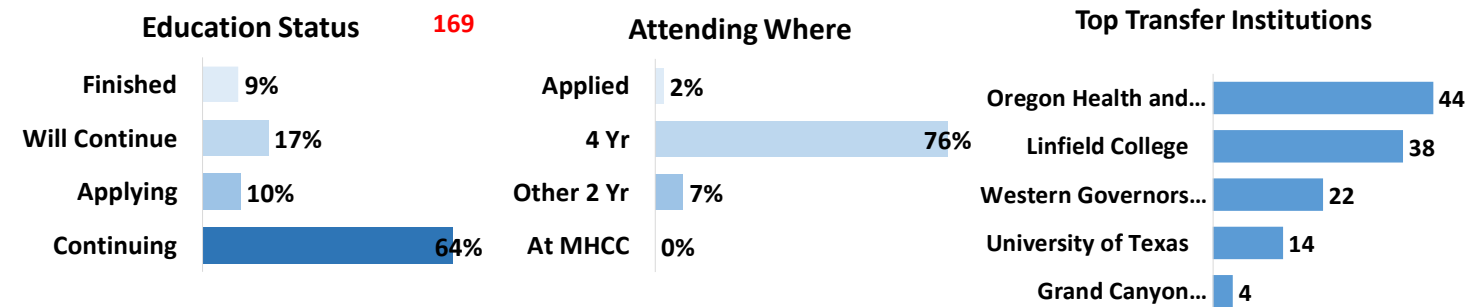
2%



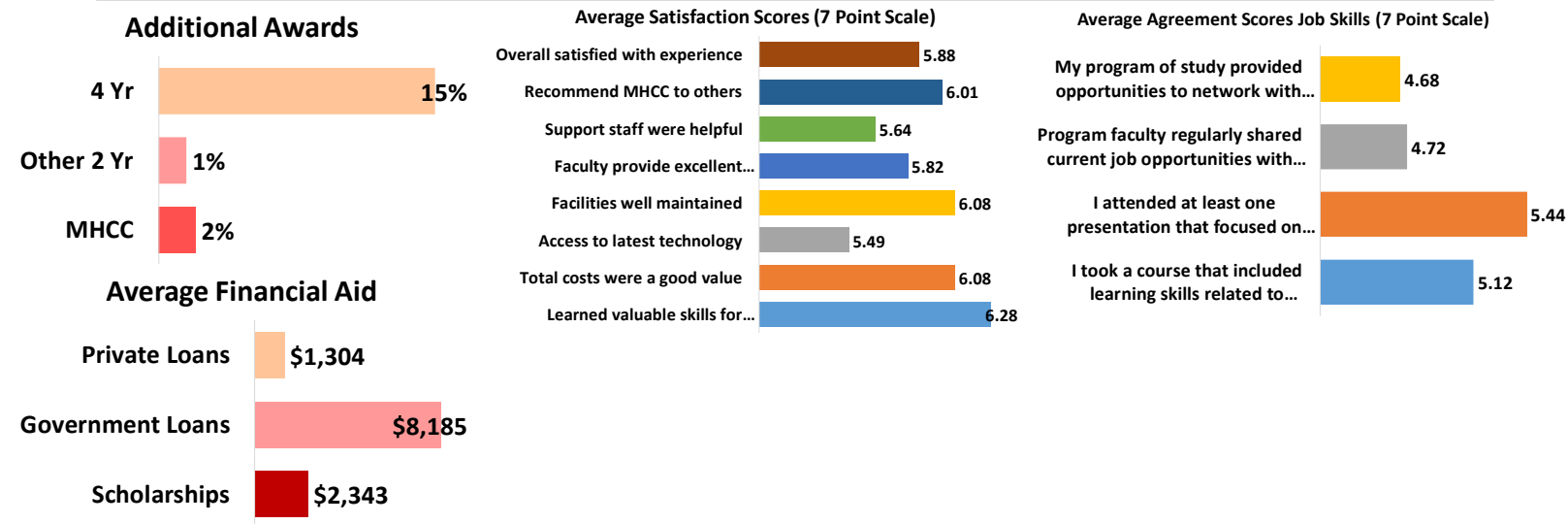
Job Seekers Respondents Indicating They Are Looking for Work: 72



Continuing Education Respondents Indicating They Are Continuing Education: 126



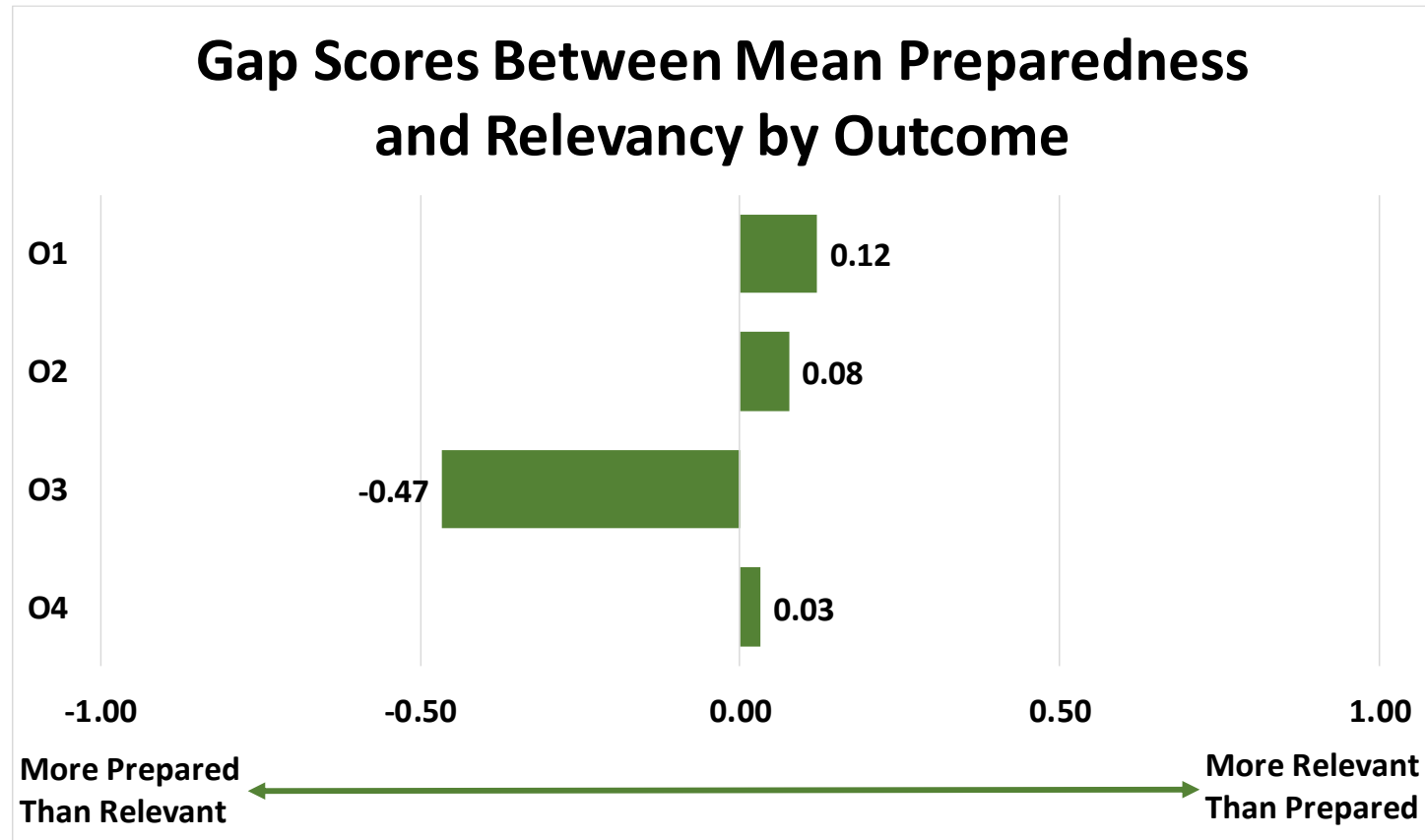
Other Information



Nursing

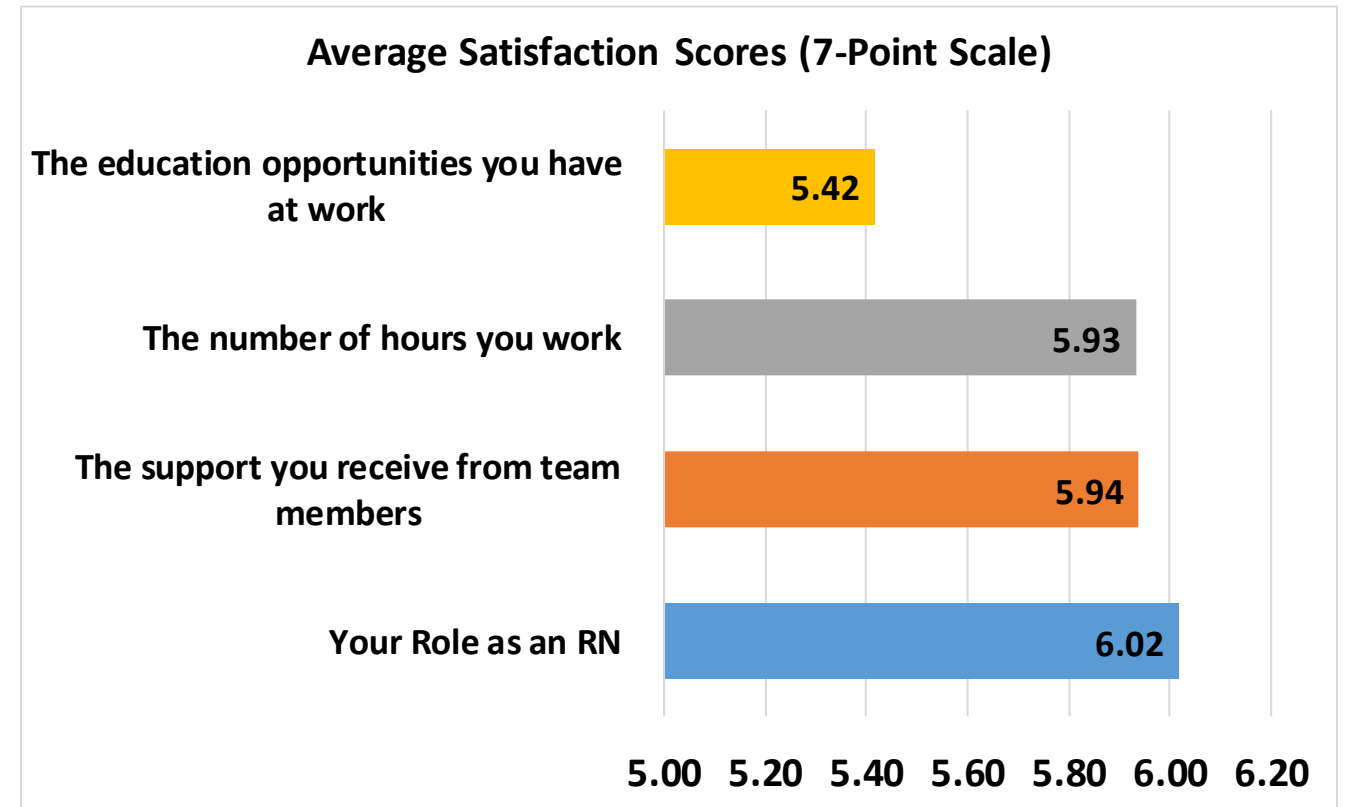
Program-specific Questions

Outcome	Preparedness	Relevancy
O1) Performing the duties of your first job as an RN	6.15	6.27
O2) Passing the NCLEX	5.98	6.06
O3) Functioning as a member of the health team	6.32	5.86
O4) Using appropriate technologies to assess patients	5.99	6.02



Open-ended question responses are available in Section 3.

Satisfaction with...	Average	Distribution
Your Role as an RN	6.02	
The support you receive from team members	5.94	
The number of hours you work	5.93	
The education opportunities you have at work	5.42	



Mentorship Component	Average	Distribution
I would participate in the MHCC Mentorship Program	5.04	
The Mentorship Program would provide benefits to both the student and mentor	5.82	
I would attend a "kick off" event where I could meet my student face-to-face	5.30	
As a mentor, I'd expect to be in communication with my student at least weekly	5.35	
As a mentor, I'd be willing to let my student job shadow me at my work place	5.50	
As a mentor, I would provide my student with networking opportunities within my nursing field	5.40	

Data Tables for: Nursing

Nursing - Employment

Employment Status					Hours Worked per Week And Full Time / Part Time Status								Calculated Hourly Wages					Independent Contractor / Self Employed								
		Employed		Not Employed				Avg Hours	Min	Max	Full Time		Part Time				Avg Wage	Min	Max	5% Trimmed Avg Wage			Yes		No	
2015-16	39	91%	4	9%	2015-16	35.61	15	60	11	31%	25	69%	2015-16	\$29.84	\$12.67	\$42.00	\$30.05	2015-16	2	5%	37	95%				
2014-15	38	90%	4	10%	2014-15	37.04	28	48	5	38%	8	62%	2014-15	\$32.35	\$25.00	\$45.83	\$32.01	2014-15	2	5%	36	95%				
2013-14	30	83%	6	17%	2013-14	35.38	10	64	13	45%	16	55%	2013-14	\$28.15	\$20.00	\$60.00	\$27.05	2013-14	0	0%	29	100%				
2012-13	39	91%	4	9%	2012-13	36.26	8	75	15	38%	24	62%	2012-13	\$29.89	\$9.10	\$46.88	\$30.11	2012-13	0	0%	39	100%				
2011-12	29	94%	2	6%	2011-12	38.14	20	55	13	45%	16	55%	2011-12	\$32.39	\$19.44	\$46.88	\$32.29	2011-12	0	0%	29	100%				
Total	175	90%	20	10%	Total	36.37	8	75	57	39%	89	61%	Total	\$30.30	\$9.10	\$60.00	\$30.23	Total	4	2%	170	98%				

Salary Change from Prior to Award							
		Increase		No Change		Decrease	
2015-16	35	92%	2	5%	1	3%	
2014-15	36	92%	1	3%	2	5%	
2013-14	22	73%	5	17%	3	10%	
2012-13	37	95%	2	5%	0	0%	
2011-12	28	97%	1	3%	0	0%	
Total	158	90%	11	6%	6	3%	

Job Location									
		MHCC District		Portland		In State		Out of State	
2015-16	7	18%	23	59%	8	21%	1	3%	
2014-15	8	21%	21	54%	3	8%	7	18%	
2013-14	5	17%	15	50%	8	27%	2	7%	
2012-13	3	8%	21	54%	11	28%	4	10%	
2011-12	5	17%	16	55%	5	17%	3	10%	
Total	28	16%	96	55%	35	20%	17	10%	

Time Position Obtained (Relative to Award)							
		Before		During		After	
2015-16	4	10%	1	3%	34	87%	
2014-15	1	3%	1	3%	37	95%	
2013-14	2	7%	0	0%	27	93%	
2012-13	3	8%	2	5%	34	87%	
2011-12	1	3%	1	3%	27	93%	
Total	11	6%	5	3%	159	91%	

Number Of Jobs									
		1 Job		2 Jobs		3 Jobs		4+ Jobs	
2015-16	31	79%	7	18%	1	3%	0	0%	
2014-15	33	85%	5	13%	1	3%	0	0%	
2013-14	28	93%	2	7%	0	0%	0	0%	
2012-13	32	82%	4	10%	3	8%	0	0%	
2011-12	27	93%	2	7%	0	0%	0	0%	
Total	151	86%	20	11%	5	3%	0	0%	

Related to Degree									
		Directly		Partially		Not			
2015-16	34	89%	1	3%	3	8%			
2014-15	37	95%	2	5%	0	0%			
2013-14	25	83%	4	13%	1	3%			
2012-13	36	92%	2	5%	1	3%			
2011-12	28	97%	1	3%	0	0%			
Total	160	91%	10	6%	5	3%			

Nursing - Job Seekers

Seeking Employment					Seeking Full Time / Part Time						Seeking Work Related to Degree								
		Yes		No				Full Time		Part Time				Related		Not Related		Either	
2015-16	17	40%	26	60%	2015-16	11	65%	2	12%	4	24%	2015-16	17	100%	0	0%	0	0%	
2014-15	13	30%	30	70%	2014-15	10	77%	0	0%	3	23%	2014-15	13	100%	0	0%	0	0%	
2013-14	19	53%	17	47%	2013-14	9	47%	1	5%	9	47%	2013-14	19	100%	0	0%	0	0%	
2012-13	17	40%	26	60%	2012-13	7	41%	0	0%	10	59%	2012-13	17	100%	0	0%	0	0%	
2011-12	6	19%	25	81%	2011-12	4	67%	1	17%	1	17%	2011-12	6	100%	0	0%	0	0%	
Total	72	37%	124	63%	Total	41	57%	4	6%	27	38%	Total	72	100%	0	0%	0	0%	

Job Seeking Location					Job Placement Services														
		MHCC District		Portland		In State		Out of State				Not Aware More Info		Not Aware Not Needed		Aware Used		Aware Not Used	
2015-16	6	25%	12	50%	6	25%	0	0%	2015-16	7	41%	4	24%	2	12%	4	24%		
2014-15	4	21%	10	53%	3	16%	2	11%	2014-15	43	100%	0	0%	0	0%	0	0%		
2013-14	9	30%	17	57%	4	13%	0	0%	2013-14	36	100%	0	0%	0	0%	0	0%		
2012-13	10	32%	14	45%	4	13%	3	10%	2012-13	43	100%	0	0%	0	0%	0	0%		
2011-12	3	30%	5	50%	1	10%	1	10%	2011-12	31	100%	0	0%	0	0%	0	0%		
Total	32	28%	58	51%	18	16%	6	5%	Total	160	94%	4	2%	2	1%	4	2%		

Nursing - Education

Continuing Education Status										Continuing Education Where											
		Continuing		Applying		Future Plans		Finished				MHCC		Other 2-Year		4- Year		Applied		Not Applied	
2015-16	27	63%	6	14%	10	23%	0	0%	2015-16	0	0%	4	9%	33	77%	0	0%	6	14%		
2014-15	33	77%	6	14%	4	9%	0	0%	2014-15	0	0%	3	7%	33	77%	1	2%	6	14%		
2013-14	26	72%	2	6%	8	22%	0	0%	2013-14	0	0%	2	6%	28	78%	1	3%	5	14%		
2012-13	27	63%	4	9%	5	12%	7	16%	2012-13	0	0%	0	0%	32	89%	1	3%	3	8%		
2011-12	13	42%	1	3%	6	19%	11	35%	2011-12	0	0%	4	20%	9	45%	1	5%	6	30%		
Total	126	64%	19	10%	33	17%	18	9%	Total	0	0%	13	7%	135	76%	4	2%	26	15%		

Transfer Institutions		
University	Attending	Applied
Boise State University	1	0
Brigham Young Univeristy	0	1
Chamberlain College of Nursing	1	0
Chattanooga State Community College	1	0
Eastern Oregon University	2	0
Excelsior College	1	0
Florida State Univeristy	1	0
George Washington University	1	0
Gonzaga University	1	0
Grand Canyon University	4	0
Linfield College	38	0
Northern Arizona University	1	0

Ohio University	1	0
Oregon Health and Science University (OHSU)	44	1
Pennsylvania State University	1	0
Portland State University	1	0
University of Texas	14	1
University of West Florida	2	0
University of Wyoming	1	1
Walden University	1	0
Washington State University	1	0
Western Governors University	22	0

Nursing - Response Rates by Degree

Associate of Applied Science - Nursing

Grad Year	Total Graduates	Total Contacted	Total Respondents	Response Rate
2015-16	73	73	44	60.27%
2014-15	71	71	47	66.20%
2013-14	64	63	36	57.14%
2012-13	73	73	47	64.38%
2011-12	64	64	33	51.56%
Total	345	344	207	60.17%

1 Year Certificate - Practical Nursing

Grad Year	Total Graduates	Total Contacted	Total Respondents	Response Rate
2015-16	19	19	0	0.00%
Total	19	19	0	0.00%

Totals for Nursing

Total	364	363	207	57.02%
-------	-----	-----	-----	--------

Note: Totals may not match Program Total Data Tables. Students with multiple awards are counted in each award earned.

Employment																											
Grad Year	Employed		Number of Jobs				Related to Degree			Job Location				Time Position Obtained			Independent Contractor		Hours per Week			Calculated Salary			Salary Change		
	Yes	No	1	2	3	4+	Directly	Partially	Not	MHCC District	Portland	In-State	Out-of-State	Before Starting	While Attending	After Award	Yes	No	Avg. Hours	# Full-Time	# Part-Time	Avg. Salary	Min. Salary	Max. Salary	Increase	No Change	Decrease
2015-16	39	4	31	7	1	0	34	1	3	7	23	8	1	4	1	34	2	37	35.61	11	25	\$29.84	\$12.67	\$42.00	35	2	1
	90.70%	9.30%	79.49%	17.95%	2.56%	0.00%	89.47%	2.63%	7.89%	17.95%	58.97%	20.51%	2.56%	10.26%	2.56%	87.18%	5.13%	94.87%							92.11%	5.26%	2.63%
2014-15	38	4	33	5	1	0	37	2	0	8	21	3	7	1	1	37	2	36	37.04	5	8	\$32.35	\$25.00	\$45.83	36	1	2
	90.48%	9.52%	84.62%	12.82%	2.56%	0.00%	94.87%	5.13%	0.00%	20.51%	53.85%	7.69%	17.95%	2.56%	2.56%	94.87%	5.26%	94.74%							92.31%	2.56%	5.13%
2013-14	30	6	28	2	0	0	25	4	1	5	15	8	2	2	0	27	0	29	35.38	13	16	\$28.15	\$20.00	\$60.00	22	5	3
	83.33%	16.67%	93.33%	6.67%	0.00%	0.00%	83.33%	13.33%	3.33%	16.67%	50.00%	26.67%	6.67%	6.90%	0.00%	93.10%	0.00%	100.00%							73.33%	16.67%	10.00%
2012-13	39	4	32	4	3	0	36	2	1	3	21	11	4	3	2	34	0	39	36.26	15	24	\$29.91	\$9.75	\$46.88	37	2	0
	90.70%	9.30%	82.05%	10.26%	7.69%	0.00%	92.31%	5.13%	2.56%	7.69%	53.85%	28.21%	10.26%	7.69%	5.13%	87.18%	0.00%	100.00%							94.87%	5.13%	0.00%
2011-12	29	2	27	2	0	0	28	1	0	5	16	5	3	1	1	27	0	29	38.14	13	16	\$32.39	\$19.44	\$46.88	28	1	0
	93.55%	6.45%	93.10%	6.90%	0.00%	0.00%	96.55%	3.45%	0.00%	17.24%	55.17%	17.24%	10.34%	3.45%	3.45%	93.10%	0.00%	100.00%							96.55%	3.45%	0.00%
Totals	175	20	151	20	5	0	160	10	5	28	96	35	17	11	5	159	4	170	36.37	57	89	\$30.30	\$9.75	\$60.00	158	11	6
	89.74%	10.26%	85.80%	11.36%	2.84%	0.00%	91.43%	5.71%	2.86%	15.91%	54.55%	19.89%	9.66%	6.29%	2.86%	90.86%	2.30%	97.70%							90.29%	6.29%	3.43%

Job Seeking																										
Grad Year	Seeking Employment		Seeking FT/PT			Related to Degree			Job Seeking Location				Job Placement Services													
	Yes	No	Full-Time	Part-Time	Either	Related	Not Related	Either	MHCC District	Portland	In-State	Out-of-State	Not Aware More Info	Not Aware Not Needed	Aware Used	Aware Not Used										
2015-16	17	26	11	2	4	17	0	0	6	12	6	0	7	4	2	4										
	39.53%	60.47%	64.71%	11.76%	23.53%	100.00%	0.00%	0.00%	25.00%	50.00%	25.00%	0.00%	41.18%	23.53%	11.76%	23.53%										
2014-15	13	30	10	0	3	13	0	0	4	10	3	2	43	0	0	0										
	30.23%	69.77%	76.92%	0.00%	23.08%	100.00%	0.00%	0.00%	21.05%	52.63%	15.79%	10.53%	100.00%	0.00%	0.00%	0.00%										
2013-14	19	17	9	1	9	19	0	0	9	17	4	0	36	0	0	0										
	52.78%	47.22%	47.37%	5.26%	47.37%	100.00%	0.00%	0.00%	30.00%	56.67%	13.33%	0.00%	100.00%	0.00%	0.00%	0.00%										
2012-13	17	26	7	0	10	17	0	0	10	14	4	3	43	0	0	0										
	39.53%	60.47%	41.18%	0.00%	58.82%	100.00%	0.00%	0.00%	32.26%	45.16%	12.90%	9.68%	100.00%	0.00%	0.00%	0.00%										
2011-12	6	25	4	1	1	6	0	0	3	5	1	1	31	0	0	0										
	19.35%	80.65%	66.67%	16.67%	16.67%	100.00%	0.00%	0.00%	30.00%	50.00%	10.00%	10.00%	100.00%	0.00%	0.00%	0.00%										
Totals	72	124	41	4	27	72	0	0	32	58	18	6	160	4	2	4										
	36.73%	63.27%	56.94%	5.56%	37.50%	100.00%	0.00%	0.00%	28.07%	50.88%	15.79%	5.26%	94.12%	2.35%	1.18%	2.35%										

Education																										
Grad Year	Continuing Education Status				Continuing Education Where																					
	Continuing	Applying	Future Plans	Finsihed	At MHCC	Other 2Yr College	4Yr University	Currently Applying	Have Not Applied																	
2015-16	27	6	10	0	0	4	33	0	6																	
	62.79%	13.95%	23.26%	0.00%	0.00%	9.30%	76.74%	0.00%	13.95%																	
2014-15	33	6	4	0	0	3	33	1	6																	
	76.74%	13.95%	9.30%	0.00%	0.00%	6.98%	76.74%	2.33%	13.95%																	
2013-14	26	2	8	0	0	2	28	1	5																	
	72.22%	5.56%	22.22%	0.00%	0.00%	5.56%	77.78%	2.78%	13.89%																	
2012-13	27	4	5	7	0	0	32	1	3																	
	62.79%	9.30%	11.63%	16.28%	0.00%	0.00%	88.89%	2.78%	8.33%																	
2011-12	13	1	6	11	0	4	9	1	6																	
	41.94%	3.23%	19.35%	35.48%	0.00%	20.00%	45.00%	5.00%	30.00%																	
Totals	126	19	33	18	0	13	135	4	26																	
	64.29%	9.69%	16.84%	9.18%	0.00%	7.30%	75.84%	2.25%	14.61%																	

Nursing

List of Employers

Adventist	Kaiser Sunnyside	Portland Providence Hospital	Willamette view health center
Adventist health	Kootenai Medical Center	Portland VA Medical Center	Women's healthcare associates
Adventist Personal Care	Legacy	Prestige Post-Acute Rehabilitation Center Gresham	
Advocate Care, LLC	Legacy Emanuel Emergency Department	Providence	
Avamere Rehab of Oregon City	Legacy Emanuel hospital	Providence Benedictine	
Avamere Rehabilitation	Legacy Emanuel Medical Center, Operating Room	Providence Elderplace	
Cascadia Behavioral Healthcare	legacy health	Providence Health	
Cascadia Behavioral Healthcare and Cedar Hills Hospital	Legacy Health Services	Providence Health & Services	
Center for Specialty Surgery	Legacy Health System	Providence Health & System	
Central City Concern- Hooper Detox and Stabilization Center	Legacy health systems	Providence Milwaukie Hospital	
Clackamas Health Centers	Legacy mount hood center	Providence portland	
CODA inc	Legacy Randall Children's Hospital	Providence Portland hospital	
Corizon health @ clackamas county jail	marquis	Providence St. Vincent Emergency Department	
Cornerstone Care Option	Marquis Centennial	Providence St. Vincent Medical Center - Pediatric Surgery	
Davita	Marquis Companies	PSA Healthcare	
dominos pizza	Marquis mill park	Sinai family home services	
Elite Care	Marquis Piedmont	St charles	
Empres Hillsboro Health and Rehab	Mhmc	St. Alphonsus Medical Center	
Erlanger hospital,Tn	Mirabella Portland	Telecare recovery center	
fairlawn Good Samartian	No	The Oregon Clinic	
Fir Lane Health and Rehab	Oakwood Healthcare Systems SE Michigan	The Portland clinic	
first started at Mirabella - Portland, currently employed part-time, oncall at Rose Villa Health Center	OHSU	Toppenish Community Hospital	
Fresenius medical care	Olive garden	Town Center Village	
Friendship Health Center/ SNF	Oregon Health and Science University	Town Center Village Rehab	
Gateway Dental Surgery Center	Oregon Outpatient Surgery Center	Trillium Family Services	
Harney County Hospital	Oregon State Hospital	Tuality Community Hospital	
Healthcare at Foster Creek	Oregon Supported Living Program	vibra Specialty Hospital	
Helping Hands Home Care	Pacific Gardens Alzheimer's Specialty Care Center	Vibra Specialty Hospital of Portland	
Holladay Park Plaza	Pacific Health and Rehabilitation	Village Enterprises	
Kaiser Permanente	Peacehealth Southwest Washington Medical Center	Village Health Care	
	PeaceHealth SW	Village Manor	
	Portland health and rehabilitation	Willamette Valley Medical Center	
	Portland Oregon State Hospital		