

Economic Contribution of

Mt. Hood Community College

Prepared by:
Tim Green
Research Associate
Analytics & Institutional Research
Mt. Hood Community College

tim.green@mhcc.edu

Study consists of...

- **Investment analysis**
- **Economic growth analysis**

Investment Analysis

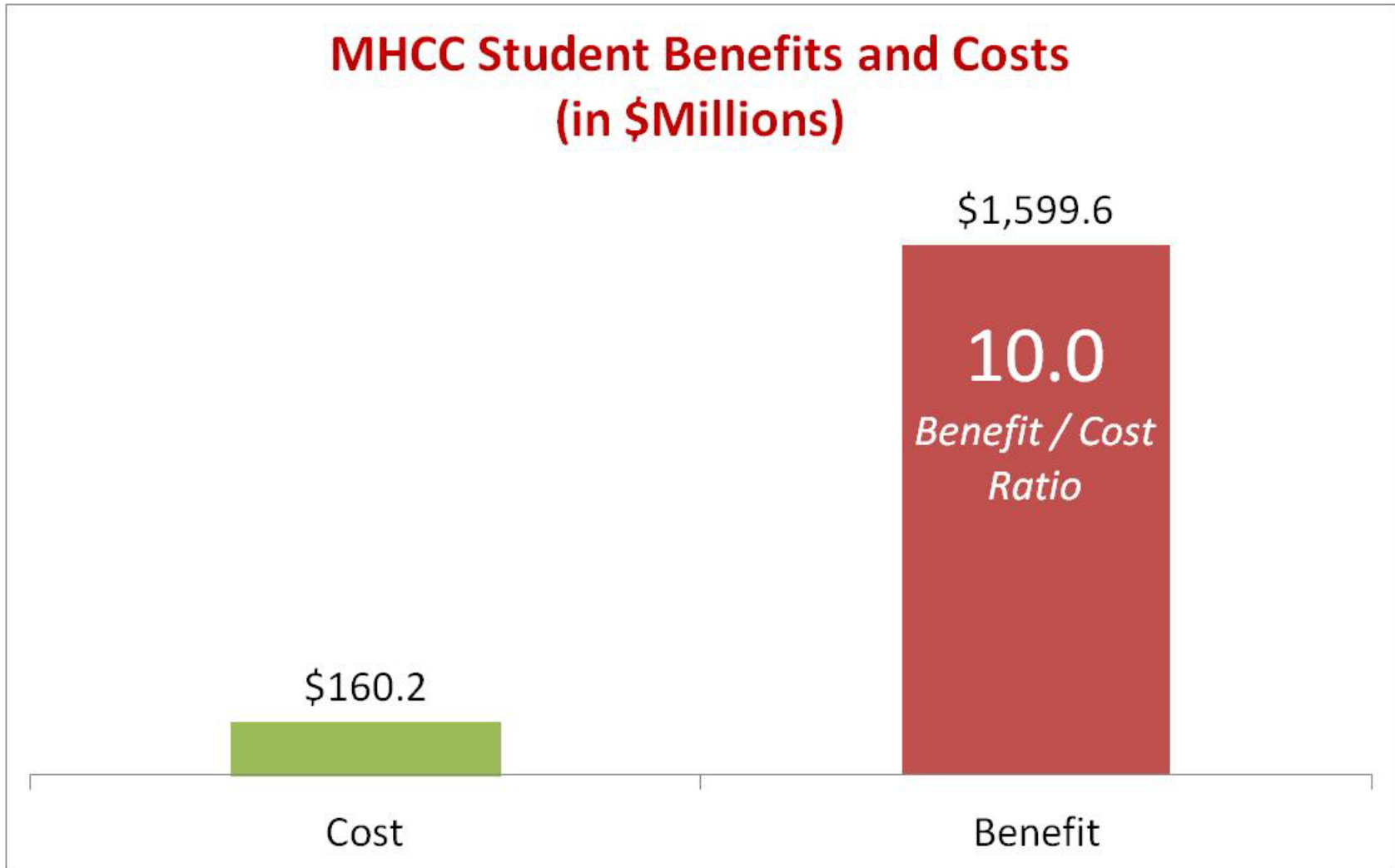
- Student perspective
- Social perspective
- Taxpayer perspective

INVESTMENT ANALYSIS: *Student Perspective*

- Benefits—present value of increased future income
- Costs—tuition and fees, books and supplies, and opportunity cost of time

INVESTMENT ANALYSIS: *Student Perspective*

MHCC Student Benefits and Costs (in \$Millions)



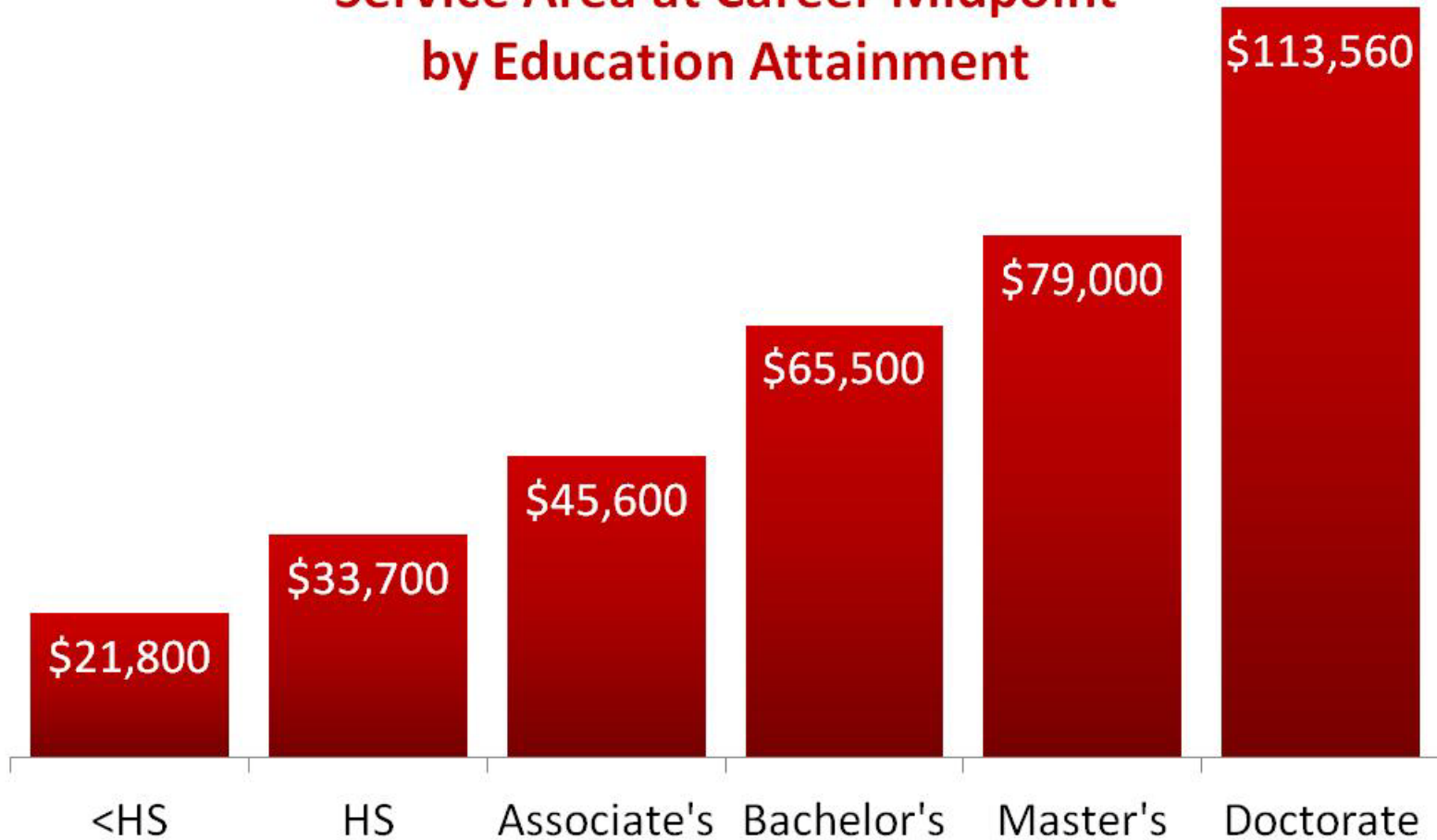
INVESTMENT ANALYSIS: *Student Perspective*

30.8%

return on investment

INVESTMENT ANALYSIS: *Student Perspective*

**Average Annual Income in Multnomah County
Service Area at Career Midpoint
by Education Attainment**




INVESTMENT ANALYSIS: *Social Perspective*

- Added income—higher earnings and increased property income
- Social savings—reduced medical costs, lower crime rates, and reduced income assistance

INVESTMENT ANALYSIS: *Social Perspective*

**Annual Benefits of Oregon Public Due to MHCC
(In \$Millions)**

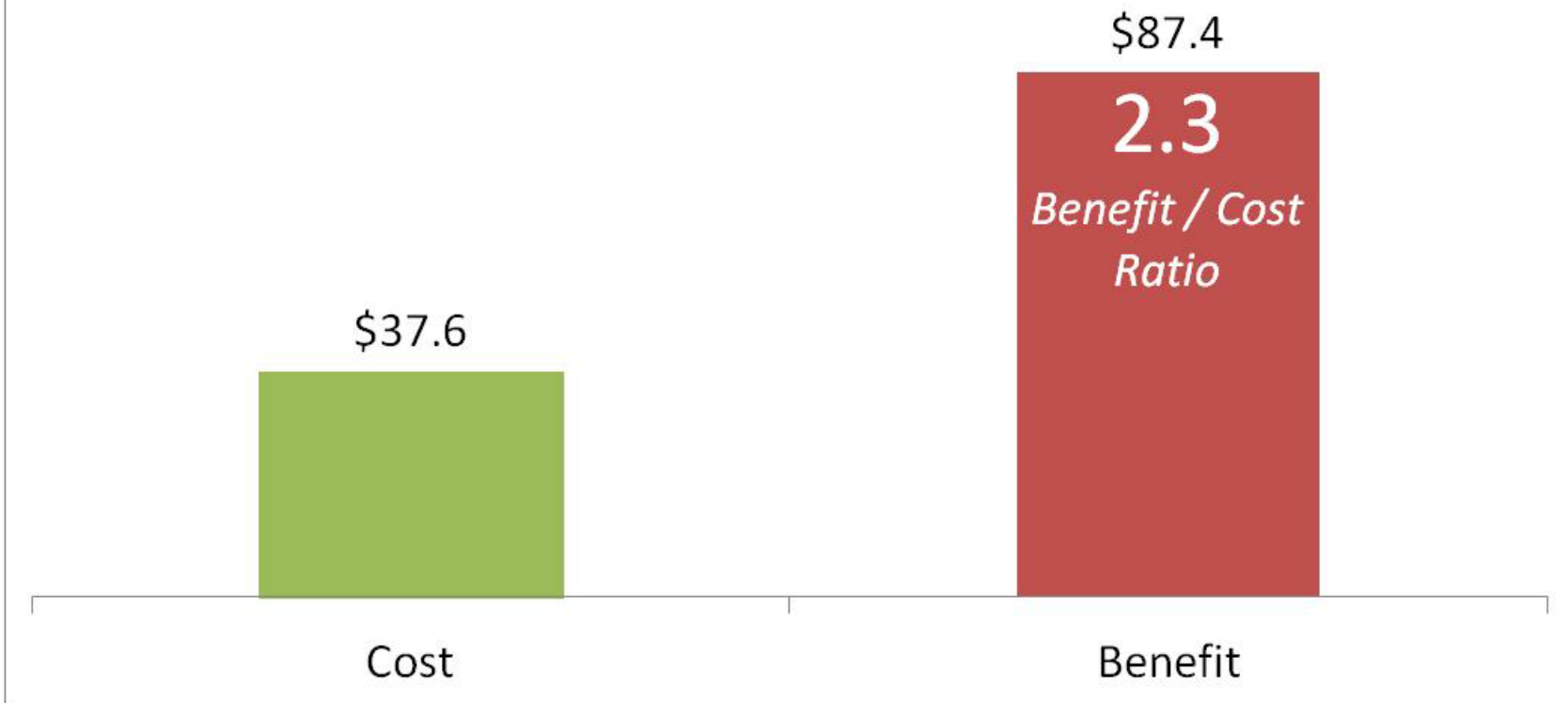


INVESTMENT ANALYSIS: *Taxpayer Perspective*

- Benefits—added tax revenue and avoided costs to government
- Costs—state and local government funding

INVESTMENT ANALYSIS: *Taxpayer Perspective*

Benefits and Costs to State and Local Taxpayers Due to MHCC (in \$Millions)



INVESTMENT ANALYSIS: *Taxpayer Perspective*

8.8%

return on investment

Economic Growth Analysis

- College operations
- Student spending
- Student productivity

ECONOMIC GROWTH: *College Operations Effect*

- Direct income of faculty and staff
- Associated multiplier effects
- Adjustment for alternative uses of funds

ECONOMIC GROWTH: *College Operations Effect*

\$57.5 million

net contribution to regional income

ECONOMIC GROWTH: *Student Spending Effect*

- Spending by students from outside the region
- Associated multiplier effects

ECONOMIC GROWTH: *Student Spending Effect*

\$2.1 million

net contribution to regional income

ECONOMIC GROWTH: *Student Productivity Effect*

- Higher income of former students who are still active in the regional workforce
- Associated multiplier effects

ECONOMIC GROWTH: *Student Productivity Effect*

\$641.5 million
net contribution to regional income

*So what does
all this mean?*

Mt. Hood Community College

- Enriches the lives of students
- Increases students' lifetime income
- Generates government revenue
- Reduces the demand for social services
- Contributes to the growth of the economy