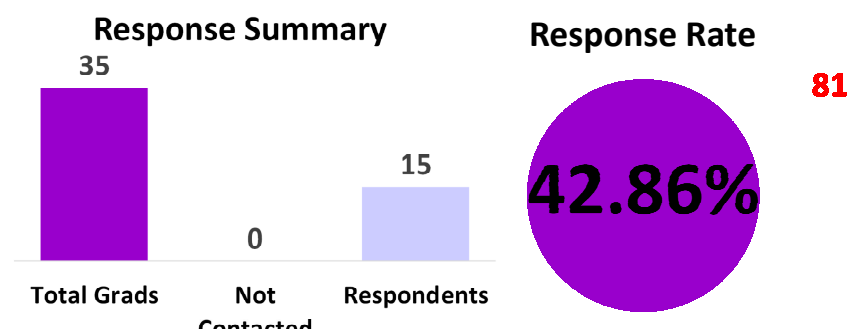



# Automotive CAP/Honda/Import

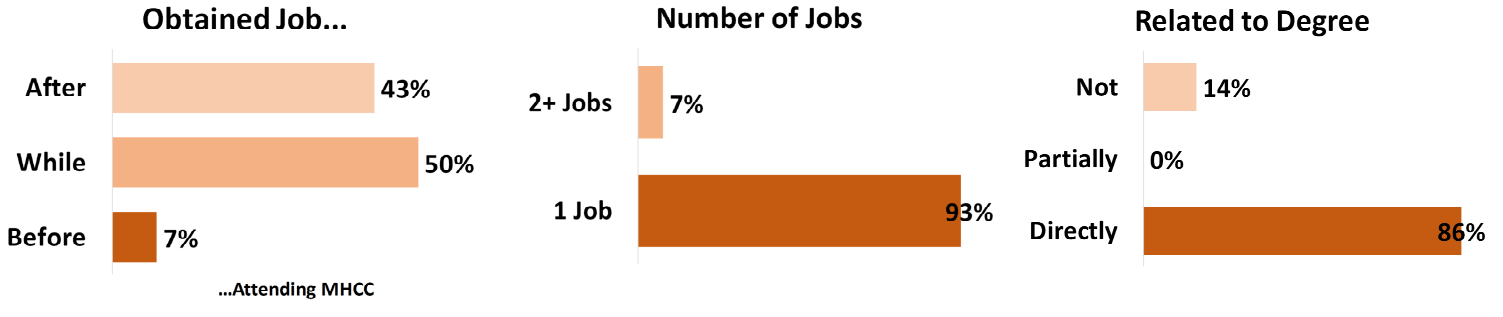
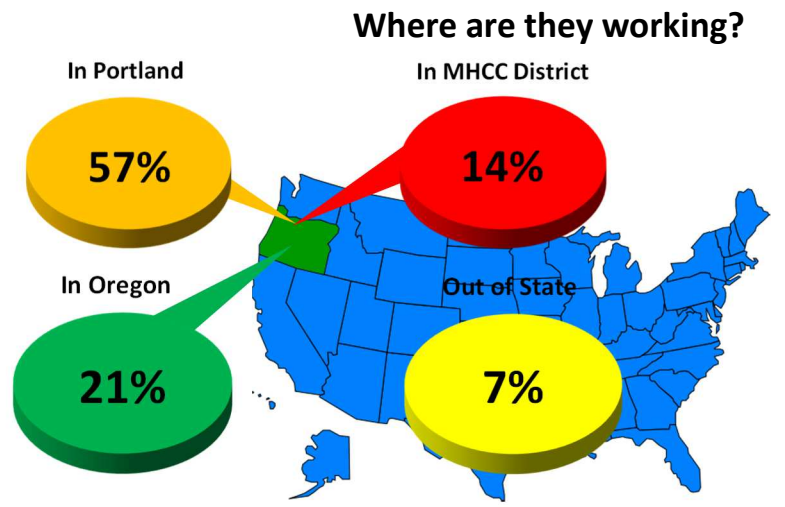
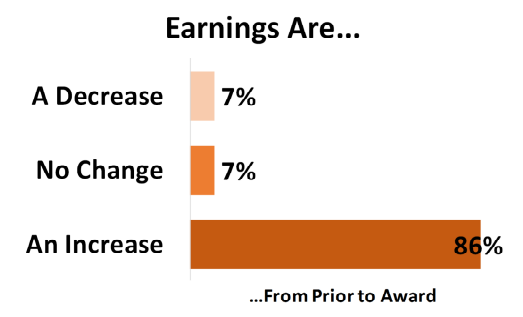
## At a Glance...



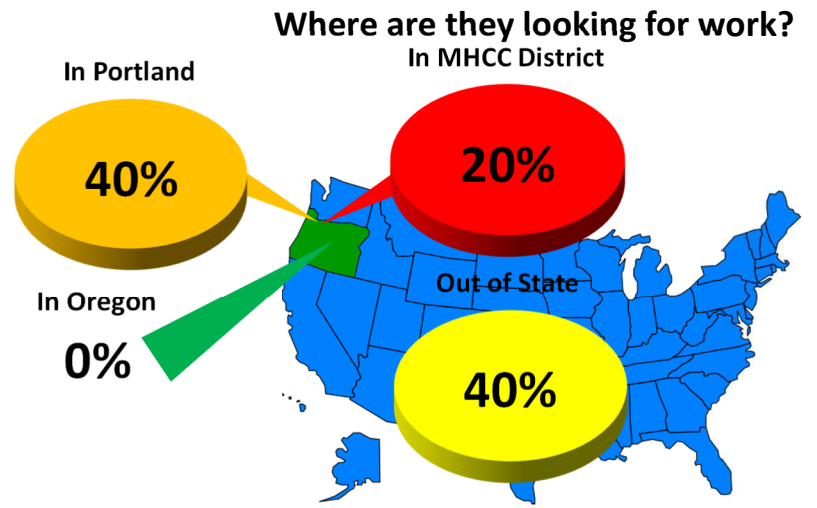
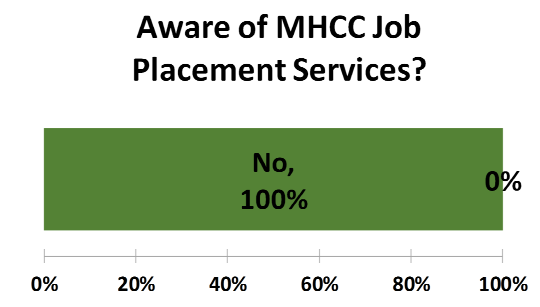
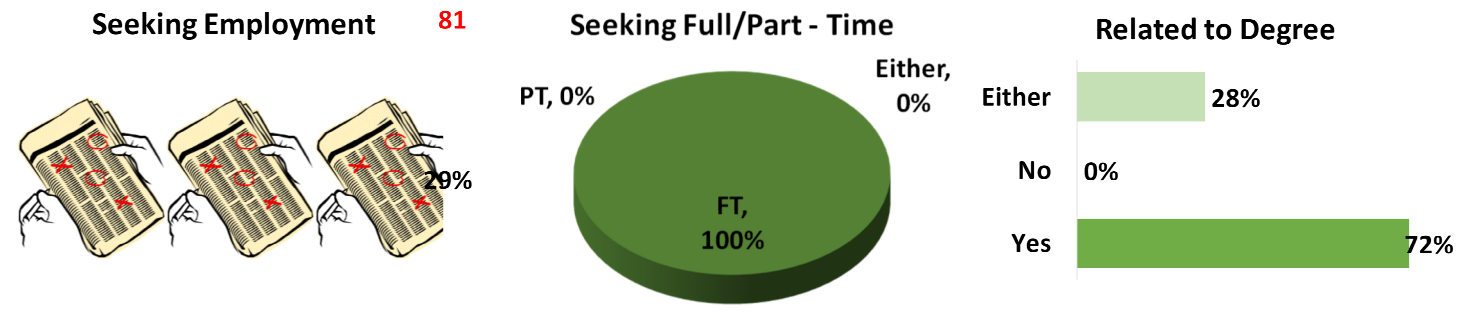
## Employed Respondents Indicating They Had At Least One Job: 14



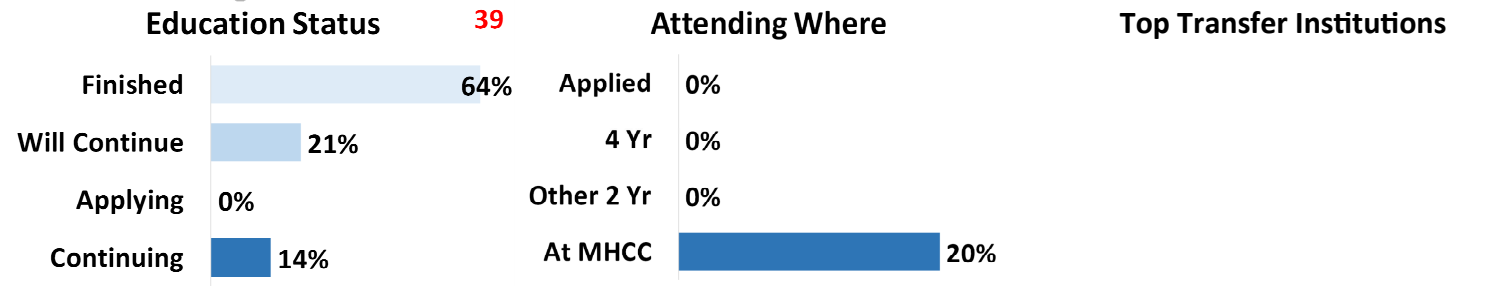
### Percent Self Employed / Independent Contractor: 0%



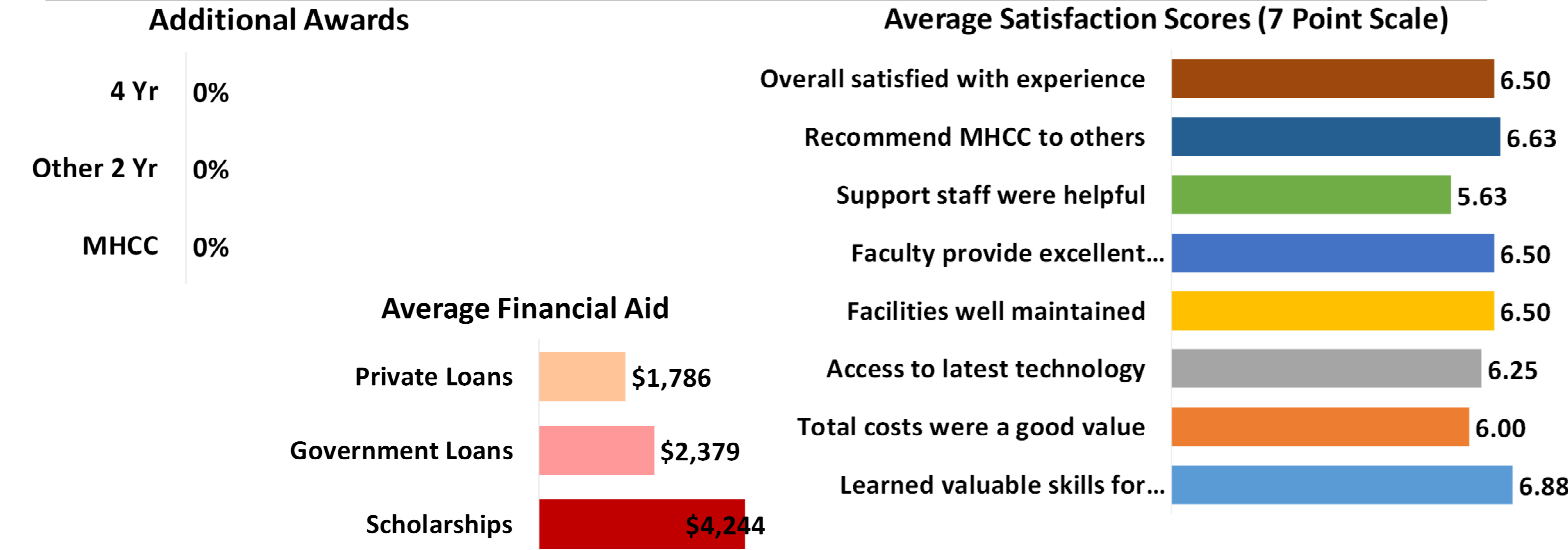
## Job Seekers Respondents Indicating They Are Looking for Work: 4



## Continuing Education Respondents Indicating They Are Continuing Education: 2



## Other Information



# Data Tables for: Automotive CAP/Import/Honda

## Automotive CAP/Import/Honda - Employment

Employment Status				
	Employed		Not Employed	
2014-15	6	100%	0	0%
2013-14	3	100%	0	0%
2012-13	4	100%	0	0%
2011-12	1	100%	0	0%
Total	14	100%	0	0%

Hours Worked per Week And Full Time / Part Time Status							
	Avg Hours	Min	Max	Full Time		Part Time	
2014-15	40.00	40	40	1	100%	0	0%
2013-14	42.50	40	45	2	100%	0	0%
2012-13	44.38	40	50	4	100%	0	0%
2011-12	60.00	60	60	1	100%	0	0%
Total	45.31	40	60	8	100%	0	0%

Calculated Hourly Wages				
	Avg Wage	Min	Max	5% Trimmed Avg Wage
2014-15	\$11.08	\$11.08	\$11.08	
2013-14	\$16.08	\$12.50	\$18.75	
2012-13	\$18.34	\$14.00	\$21.63	
2011-12	\$9.10	\$9.10	\$9.10	
Total	\$15.43	\$9.10	\$21.63	\$15.44

Independent Contractor / Self Employed				
	Yes		No	
2014-15	0	0%	5	100%
2013-14	0	0%	3	100%
2012-13	0	0%	4	100%
2011-12	0	0%	1	100%
Total	0	0%	13	100%

Salary Change from Prior to Award						
	Increase		No Change		Decrease	
2014-15	5	83%	1	17%	0	0%
2013-14	3	100%	0	0%	0	0%
2012-13	4	100%	0	0%	0	0%
2011-12	0	0%	0	0%	1	100%
Total	12	86%	1	7%	1	7%

Job Location									
	MHCC District		Portland		In State		Out of State		
2014-15	2	33%	3	50%	1	17%	0	0%	
2013-14	0	0%	2	67%	1	33%	0	0%	
2012-13	0	0%	3	75%	1	25%	0	0%	
2011-12	0	0%	0	0%	0	0%	1	100%	
Total	2	14%	8	57%	3	21%	1	7%	

Time Position Obtained (Relative to Award)						
	Before		During		After	
2014-15	1	17%	3	50%	2	33%
2013-14	0	0%	2	67%	1	33%
2012-13	0	0%	2	50%	2	50%
2011-12	0	0%	0	0%	1	100%
Total	1	7%	7	50%	6	43%

Number Of Jobs								
	1 Job		2 Jobs		3 Jobs		4+ Jobs	
2014-15	6	100%	0	0%	0	0%	0	0%
2013-14	3	100%	0	0%	0	0%	0	0%
2012-13	4	100%	0	0%	0	0%	0	0%
2011-12	0	0%	1	100%	0	0%	0	0%
Total	13	93%	1	7%	0	0%	0	0%

Related to Degree							
	Directly		Partially		Not		
2014-15	6	100%	0	0%	0	0%	
2013-14	2	67%	0	0%	1	33%	
2012-13	4	100%	0	0%	0	0%	
2011-12	0	0%	0	0%	1	100%	
Total	12	86%	0	0%	2	14%	

Automotive CAP/Import/Honda - Job Seekers

Seeking Employment				
	Yes		No	
2014-15	1	17%	5	83%
2013-14	1	33%	2	67%
2012-13	1	25%	3	75%
2011-12	1	100%	0	0%
Total	4	29%	10	71%

Seeking Full Time / Part Time							
	Full Time		Part Time		Either		
2014-15	1	100%	0	0%	0	0%	
2013-14	1	100%	0	0%	0	0%	
2012-13	1	100%	0	0%	0	0%	
2011-12	1	100%	0	0%	0	0%	
Total	4	100%	0	0%	0	0%	

Seeking Work Related to Degree							
	Related		Not Related		Either		
2014-15	1	100%	0	0%	0	0%	
2013-14	1	100%	0	0%	0	0%	
2012-13	1	100%	0	0%	0	0%	
2011-12	0	0%	0	0%	1	100%	
Total	3	75%	0	0%	1	25%	

Job Seeking Location								
	MHCC District		Portland		In State		Out of State	
2014-15	0	0%	1	100%	0	0%	0	0%
2013-14	0	0%	0	0%	0	0%	1	100%
2012-13	1	50%	1	50%	0	0%	0	0%
2011-12	0	0%	0	0%	0	0%	1	100%
Total	1	20%	2	40%	0	0%	2	40%

Job Placement Services								
	Not Aware More Info		Not Aware Not Needed		Aware Used		Aware Not Used	
2014-15	6	100%	0	0%	0	0%	0	0%
2013-14	3	100%	0	0%	0	0%	0	0%
2012-13	4	100%	0	0%	0	0%	0	0%
2011-12	1	100%	0	0%	0	0%	0	0%
Total	14	100%	0	0%	0	0%	0	0%

Automotive CAP/Import/Honda - Education

Continuing Education Status								
	Continuing		Applying		Future Plans		Finished	
2014-15	0	0%	0	0%	2	33%	4	67%
2013-14	1	33%	0	0%	0	0%	2	67%
2012-13	1	25%	0	0%	1	25%	2	50%
2011-12	0	0%	0	0%	0	0%	1	100%
Total	2	14%	0	0%	3	21%	9	64%

Continuing Education Where										
	MHCC		Other 2-Year		4-Year		Applied		Not Applied	
2014-15	0	0%	0	0%	0	0%	0	0%	2	100%
2013-14	1	100%	0	0%	0	0%	0	0%	0	0%
2012-13	0	0%	0	0%	0	0%	0	0%	2	100%
2011-12	0	0%	0	0%	0	0%	0	0%	0	0%
Total	1	20%	0	0%	0	0%	0	0%	4	80%

## Automotive CAP/Import/Honda - Response Rates by Degree

### Associate of Applied Science - Automotive Technology

Grad Year	Total Graduates	Total Contacted	Total Respondents	Response Rate
2013-14	4	4	2	50.00%
2012-13	5	5	2	40.00%
Total	9	9	4	44.44%

### Associate of Applied Science - Chrysler CAP Automotive Technology

Grad Year	Total Graduates	Total Contacted	Total Respondents	Response Rate
2014-15	1	1	0	0.00%
2012-13	2	2	1	50.00%
2011-12	2	2	0	0.00%
Total	5	5	1	20.00%

### Associate of Applied Science - Import Automotive Technology

Grad Year	Total Graduates	Total Contacted	Total Respondents	Response Rate
2014-15	4	4	3	75.00%
2013-14	1	1	1	100.00%
2012-13	4	4	2	50.00%
Total	9	9	6	66.67%

### Associate of Applied Science - Honda PACT Automotive Technology

Grad Year	Total Graduates	Total Contacted	Total Respondents	Response Rate
2014-15	4	4	3	75.00%
2012-13	5	5	0	0.00%
2011-12	3	3	1	33.33%
Total	12	12	4	33.33%

### Certificate - Automotive Technology - Light Repair

Grad Year	Total Graduates	Total Contacted	Total Respondents	Response Rate
2013-14	1	1	1	100.00%
Total	1	1	1	100.00%

### Totals for Automotive CAP/Import/Honda

Total	36	36	16	44.44%
-------	----	----	----	--------

Note: Totals may not match Program Total Data Tables. Students with multiple awards are counted in each award earned.

# Automotive CAP/Import/Honda

## Associate of Applied Science - Automotive Technology

### Employment

Grad Year	Employed		Number of Jobs				Related to Degree			Job Location				Time Position Obtained			Independent Contractor		Hours per Week			Calculated Salary			Salary Change		
	Yes	No	1	2	3	4+	Directly	Partially	Not	MHCC District	Portland	In-State	Out-of-State	Before Starting	While Attending	After Award	Yes	No	Avg. Hours	# Full-Time	# Part-Time	Avg. Salary	Min. Salary	Max. Salary	Increase	No Change	Decrease
2013-14	2	0	2	0	0	0	1	0	1	0	1	1	0	0	1	1	0	2	45.00	1	0	\$17.88	\$17.00	\$18.75	2	0	0
	100.00%	0.00%	100.00%	0.00%	0.00%	0.00%	50.00%	0.00%	50.00%	0.00%	50.00%	50.00%	0.00%	0.00%	50.00%	50.00%	0.00%	100.00%							100.00%	0.00%	0.00%
2012-13	1	0	1	0	0	0	1	0	0	0	0	1	0	0	0	1	0	1	50.00	1	0				1	0	0
	100.00%	0.00%	100.00%	0.00%	0.00%	0.00%	100.00%	0.00%	0.00%	0.00%	0.00%	100.00%	0.00%	0.00%	0.00%	100.00%	0.00%	100.00%							100.00%	0.00%	0.00%
<b>Totals</b>	<b>3</b>	<b>0</b>	<b>3</b>	<b>0</b>	<b>0</b>	<b>0</b>	<b>2</b>	<b>0</b>	<b>1</b>	<b>0</b>	<b>1</b>	<b>2</b>	<b>0</b>	<b>0</b>	<b>1</b>	<b>2</b>	<b>0</b>	<b>3</b>	<b>47.50</b>	<b>2</b>	<b>0</b>	<b>\$17.88</b>	<b>\$17.00</b>	<b>\$18.75</b>	<b>3</b>	<b>0</b>	<b>0</b>
	100.00%	0.00%	100.00%	0.00%	0.00%	0.00%	66.67%	0.00%	33.33%	0.00%	33.33%	66.67%	0.00%	0.00%	33.33%	66.67%	0.00%	100.00%							100.00%	0.00%	0.00%

### Job Seeking

Grad Year	Seeking Employment		Seeking FT/PT			Related to Degree			Job Seeking Location				Job Placement Services			
	Yes	No	Full-Time	Part-Time	Either	Related	Not Related	Either	MHCC District	Portland	In-State	Out-of-State	Not Aware More Info	Not Aware Not Needed	Aware Used	Aware Not Used
2013-14	1	1	1	0	0	1	0	0	0	0	0	1	2	0	0	0
	50.00%	50.00%	100.00%	0.00%	0.00%	100.00%	0.00%	0.00%	0.00%	0.00%	100.00%		100.00%	0.00%	0.00%	0.00%
2012-13	1	0	1	0	0	1	0	0	1	1	0	0	1	0	0	0
	100.00%	0.00%	100.00%	0.00%	0.00%	100.00%	0.00%	0.00%	50.00%	50.00%	0.00%	0.00%	100.00%	0.00%	0.00%	0.00%
<b>Totals</b>	<b>2</b>	<b>1</b>	<b>2</b>	<b>0</b>	<b>0</b>	<b>2</b>	<b>0</b>	<b>0</b>	<b>1</b>	<b>1</b>	<b>0</b>	<b>1</b>	<b>3</b>	<b>0</b>	<b>0</b>	<b>0</b>
	66.67%	33.33%	100.00%	0.00%	0.00%	100.00%	0.00%	0.00%	33.33%	33.33%	0.00%	33.33%	100.00%	0.00%	0.00%	0.00%

### Education

Grad Year	Continuing Education Status				Continuing Education Where				
	Continuing	Applying	Future Plans	Finsihed	At MHCC	Other 2Yr College	4Yr University	Currently Applying	Have Not Applied
2013-14	0	0	0	2	0	0	0	0	0
	0.00%	0.00%	0.00%	100.00%					
2012-13	0	0	0	1	0	0	0	0	0
	0.00%	0.00%	0.00%	100.00%					
<b>Totals</b>	<b>0</b>	<b>0</b>	<b>0</b>	<b>3</b>	<b>0</b>	<b>0</b>	<b>0</b>	<b>0</b>	<b>0</b>
	0.00%	0.00%	0.00%	100.00%					

**Automotive CAP/Import/Honda**

**Associate of Applied Science - Chrysler CAP Automotive Technology**

**Employment**

Grad Year	Employed		Number of Jobs				Related to Degree			Job Location				Time Position Obtained			Independent Contractor		Hours per Week			Calculated Salary			Salary Change		
	Yes	No	1	2	3	4+	Directly	Partially	Not	MHCC District	Portland	In-State	Out-of-State	Before Starting	While Attending	After Award	Yes	No	Avg. Hours	# Full-Time	# Part-Time	Avg. Salary	Min. Salary	Max. Salary	Increase	No Change	Decrease
2012-13	1 100.00%	0 0.00%	1 100.00%	0 0.00%	0 0.00%	0 0.00%	1 100.00%	0 0.00%	0 0.00%	0 0.00%	1 100.00%	0 0.00%	0 0.00%	0 0.00%	1 100.00%	0 0.00%	0 0.00%	1 100.00%	40.00	1	0	\$19.38	\$19.38	\$19.38	1 100.00%	0 0.00%	0 0.00%
<b>Totals</b>	<b>1</b> 100.00%	<b>0</b> 0.00%	<b>1</b> 100.00%	<b>0</b> 0.00%	<b>0</b> 0.00%	<b>0</b> 0.00%	<b>1</b> 100.00%	<b>0</b> 0.00%	<b>0</b> 0.00%	<b>0</b> 0.00%	<b>1</b> 100.00%	<b>0</b> 0.00%	<b>0</b> 0.00%	<b>0</b> 0.00%	<b>1</b> 100.00%	<b>0</b> 0.00%	<b>0</b> 0.00%	<b>1</b> 100.00%	<b>40.00</b>	<b>1</b>	<b>0</b>	<b>\$19.38</b>	<b>\$19.38</b>	<b>\$19.38</b>	<b>1</b> 100.00%	<b>0</b> 0.00%	<b>0</b> 0.00%

**Job Seeking**

Grad Year	Seeking Employment		Seeking FT/PT			Related to Degree			Job Seeking Location				Job Placement Services			
	Yes	No	Full-Time	Part-Time	Either	Related	Not Related	Either	MHCC District	Portland	In-State	Out-of-State	Not Aware More Info	Not Aware Not Needed	Aware Used	Aware Not Used
2012-13	0 0.00%	1 100.00%	0	0	0	0	0	0	0	0	0	0	1 100.00%	0 0.00%	0 0.00%	0 0.00%
<b>Totals</b>	<b>0</b> 0.00%	<b>1</b> 100.00%	<b>0</b>	<b>0</b>	<b>0</b>	<b>0</b>	<b>0</b>	<b>0</b>	<b>0</b>	<b>0</b>	<b>0</b>	<b>0</b>	<b>1</b> 100.00%	<b>0</b> 0.00%	<b>0</b> 0.00%	<b>0</b> 0.00%

**Education**

Grad Year	Continuing Education Status				Continuing Education Where				
	Continuing	Applying	Future Plans	Finsihed	At MHCC	Other 2Yr College	4Yr University	Currently Applying	Have Not Applied
2012-13	0 0.00%	0 0.00%	1 100.00%	0 0.00%	0 0.00%	0 0.00%	0 0.00%	0 0.00%	1 100.00%
<b>Totals</b>	<b>0</b> 0.00%	<b>0</b> 0.00%	<b>1</b> 100.00%	<b>0</b> 0.00%	<b>0</b> 0.00%	<b>0</b> 0.00%	<b>0</b> 0.00%	<b>0</b> 0.00%	<b>1</b> 100.00%

# Automotive CAP/Import/Honda

## Associate of Applied Science - Import Automotive Technology

Employment																											
Grad Year	Employed		Number of Jobs				Related to Degree			Job Location				Time Position Obtained			Independent Contractor		Hours per Week			Calculated Salary			Salary Change		
	Yes	No	1	2	3	4+	Directly	Partially	Not	MHCC District	Portland	In-State	Out-of-State	Before Starting	While Attending	After Award	Yes	No	Avg. Hours	# Full-Time	# Part-Time	Avg. Salary	Min. Salary	Max. Salary	Increase	No Change	Decrease
2014-15	3	0	3	0	0	0	3	0	0	1	1	1	0	1	1	1	0	2		0	0				2	1	0
	100.00%	0.00%	100.00%	0.00%	0.00%	0.00%	100.00%	0.00%	0.00%	33.33%	33.33%	33.33%	0.00%	33.33%	33.33%	33.33%	0.00%	100.00%							66.67%	33.33%	0.00%
2013-14	1	0	1	0	0	0	1	0	0	0	1	0	0	0	1	0	1	1	40.00	1	0	\$12.50	\$12.50	\$12.50	1	0	0
	100.00%	0.00%	100.00%	0.00%	0.00%	0.00%	100.00%	0.00%	0.00%	0.00%	100.00%	0.00%	0.00%	0.00%	100.00%	0.00%	0.00%	100.00%							100.00%	0.00%	0.00%
2012-13	2	0	2	0	0	0	2	0	0	0	2	0	0	0	1	1	2	2	43.75	2	0	\$17.82	\$14.00	\$21.63	2	0	0
	100.00%	0.00%	100.00%	0.00%	0.00%	0.00%	100.00%	0.00%	0.00%	0.00%	100.00%	0.00%	0.00%	0.00%	50.00%	50.00%	0.00%	100.00%							100.00%	0.00%	0.00%
<b>Totals</b>	<b>6</b>	<b>0</b>	<b>6</b>	<b>0</b>	<b>0</b>	<b>0</b>	<b>6</b>	<b>0</b>	<b>0</b>	<b>1</b>	<b>4</b>	<b>1</b>	<b>0</b>	<b>1</b>	<b>3</b>	<b>2</b>	<b>0</b>	<b>5</b>	<b>42.50</b>	<b>3</b>	<b>0</b>	<b>\$16.04</b>	<b>\$12.50</b>	<b>\$21.63</b>	<b>5</b>	<b>1</b>	<b>0</b>
	100.00%	0.00%	100.00%	0.00%	0.00%	0.00%	100.00%	0.00%	0.00%	16.67%	66.67%	16.67%	0.00%	16.67%	50.00%	33.33%	0.00%	100.00%							83.33%	16.67%	0.00%

Job Seeking																
Grad Year	Seeking Employment		Seeking FT/PT			Related to Degree			Job Seeking Location				Job Placement Services			
	Yes	No	Full-Time	Part-Time	Either	Related	Not Related	Either	MHCC District	Portland	In-State	Out-of-State	Not Aware More Info	Not Aware Not Needed	Aware Used	Aware Not Used
2014-15	1	2	1	0	0	1	0	0	0	1	0	0	3	0	0	0
	33.33%	66.67%	100.00%	0.00%	0.00%	100.00%	0.00%	0.00%	0.00%	100.00%	0.00%	0.00%	100.00%	0.00%	0.00%	0.00%
2013-14	0	1	0	0	0	0	0	0	0	0	0	0	1	0	0	0
	0.00%	100.00%											100.00%	0.00%	0.00%	0.00%
2012-13	0	2	0	0	0	0	0	0	0	0	0	0	2	0	0	0
	0.00%	100.00%											100.00%	0.00%	0.00%	0.00%
<b>Totals</b>	<b>1</b>	<b>5</b>	<b>1</b>	<b>0</b>	<b>0</b>	<b>1</b>	<b>0</b>	<b>0</b>	<b>0</b>	<b>1</b>	<b>0</b>	<b>0</b>	<b>6</b>	<b>0</b>	<b>0</b>	<b>0</b>
	16.67%	83.33%	100.00%	0.00%	0.00%	100.00%	0.00%	0.00%	0.00%	100.00%	0.00%	0.00%	100.00%	0.00%	0.00%	0.00%

Education									
Grad Year	Continuing Education Status				Continuing Education Where				
	Continuing	Applying	Future Plans	Finsihed	At MHCC	Other 2Yr College	4Yr University	Currently Applying	Have Not Applied
2014-15	0	0	1	2	0	0	0	0	1
	0.00%	0.00%	33.33%	66.67%	0.00%	0.00%	0.00%	0.00%	100.00%
2013-14	1	0	0	0	1	0	0	0	0
	100.00%	0.00%	0.00%	0.00%	100.00%	0.00%	0.00%	0.00%	0.00%
2012-13	1	0	0	1	0	0	0	0	1
	50.00%	0.00%	0.00%	50.00%	0.00%	0.00%	0.00%	0.00%	100.00%
<b>Totals</b>	<b>2</b>	<b>0</b>	<b>1</b>	<b>3</b>	<b>1</b>	<b>0</b>	<b>0</b>	<b>0</b>	<b>2</b>
	33.33%	0.00%	16.67%	50.00%	33.33%	0.00%	0.00%	0.00%	66.67%

# Automotive CAP/Import/Honda

## Associate of Applied Science - Honda PACT Automotive Technology

Employment																											
Grad Year	Employed		Number of Jobs				Related to Degree			Job Location				Time Position Obtained			Independent Contractor		Hours per Week			Calculated Salary			Salary Change		
	Yes	No	1	2	3	4+	Directly	Partially	Not	MHCC District	Portland	In-State	Out-of-State	Before Starting	While Attending	After Award	Yes	No	Avg. Hours	# Full-Time	# Part-Time	Avg. Salary	Min. Salary	Max. Salary	Increase	No Change	Decrease
2014-15	3	0	3	0	0	0	3	0	0	1	2	0	0	0	2	1	0	3	40.00	1	0	\$11.08	\$11.08	\$11.08	3	0	0
	100.00%	0.00%	100.00%	0.00%	0.00%	0.00%	100.00%	0.00%	0.00%	33.33%	66.67%	0.00%	0.00%	0.00%	66.67%	33.33%	0.00%	100.00%							100.00%	0.00%	0.00%
2011-12	1	0	0	1	0	0	0	0	1	0	0	0	1	0	0	1	0	1	60.00	1	0	\$9.25	\$9.25	\$9.25	0	0	1
	100.00%	0.00%	0.00%	100.00%	0.00%	0.00%	0.00%	0.00%	100.00%	0.00%	0.00%	0.00%	100.00%	0.00%	0.00%	100.00%	0.00%	100.00%							0.00%	0.00%	100.00%
<b>Totals</b>	<b>4</b>	<b>0</b>	<b>3</b>	<b>1</b>	<b>0</b>	<b>0</b>	<b>3</b>	<b>0</b>	<b>1</b>	<b>1</b>	<b>2</b>	<b>0</b>	<b>1</b>	<b>0</b>	<b>2</b>	<b>2</b>	<b>0</b>	<b>4</b>	<b>50.00</b>	<b>2</b>	<b>0</b>	<b>\$10.16</b>	<b>\$9.25</b>	<b>\$11.08</b>	<b>3</b>	<b>0</b>	<b>1</b>
	100.00%	0.00%	75.00%	25.00%	0.00%	0.00%	75.00%	0.00%	25.00%	25.00%	50.00%	0.00%	25.00%	0.00%	50.00%	50.00%	0.00%	100.00%							75.00%	0.00%	25.00%

Job Seeking																
Grad Year	Seeking Employment		Seeking FT/PT			Related to Degree			Job Seeking Location				Job Placement Services			
	Yes	No	Full-Time	Part-Time	Either	Related	Not Related	Either	MHCC District	Portland	In-State	Out-of-State	Not Aware More Info	Not Aware Not Needed	Aware Used	Aware Not Used
2014-15	0	3	0	0	0	0	0	0	0	0	0	0	3	0	0	0
	0.00%	100.00%											100.00%	0.00%	0.00%	0.00%
2011-12	1	0	1	0	0	0	0	1	0	0	0	1	1	0	0	0
	100.00%	0.00%	100.00%	0.00%	0.00%	0.00%	0.00%	100.00%	0.00%	0.00%	0.00%	100.00%	100.00%	0.00%	0.00%	0.00%
<b>Totals</b>	<b>1</b>	<b>3</b>	<b>1</b>	<b>0</b>	<b>0</b>	<b>0</b>	<b>0</b>	<b>1</b>	<b>0</b>	<b>0</b>	<b>0</b>	<b>1</b>	<b>4</b>	<b>0</b>	<b>0</b>	<b>0</b>
	25.00%	75.00%	100.00%	0.00%	0.00%	0.00%	0.00%	100.00%	0.00%	0.00%	0.00%	100.00%	100.00%	0.00%	0.00%	0.00%

Education										
Grad Year	Continuing Education Status				Continuing Education Where					
	Continuing	Applying	Future Plans	Finsihed	At MHCC	Other 2Yr College	4Yr University	Currently Applying	Have Not Applied	
2014-15	0	0	1	2	0	0	0	0	1	
	0.00%	0.00%	33.33%	66.67%	0.00%	0.00%	0.00%	0.00%	100.00%	
2011-12	0	0	0	1	0	0	0	0	0	
	0.00%	0.00%	0.00%	100.00%						
<b>Totals</b>	<b>0</b>	<b>0</b>	<b>1</b>	<b>3</b>	<b>0</b>	<b>0</b>	<b>0</b>	<b>0</b>	<b>1</b>	
	0.00%	0.00%	25.00%	75.00%	0.00%	0.00%	0.00%	0.00%	100.00%	



**Automotive CAP/Import/Honda**

**Certificate - Automotive Technology - Light Repair**

**Employment**

Grad Year	Employed		Number of Jobs				Related to Degree			Job Location				Time Position Obtained			Independent Contractor		Hours per Week			Calculated Salary			Salary Change		
	Yes	No	1	2	3	4+	Directly	Partially	Not	MHCC District	Portland	In-State	Out-of-State	Before Starting	While Attending	After Award	Yes	No	Avg. Hours	# Full-Time	# Part-Time	Avg. Salary	Min. Salary	Max. Salary	Increase	No Change	Decrease
2013-14	1 100.00%	0 0.00%	1 100.00%	0 0.00%	0 0.00%	0 0.00%	1 100.00%	0 0.00%	0 0.00%	0 0.00%	0 0.00%	1 100.00%	0 0.00%	0 0.00%	1 100.00%	0 0.00%	0 0.00%	1 100.00%	0 0.00%	0 0.00%	0 0.00%	\$17.00	\$17.00	\$17.00	1 100.00%	0 0.00%	0 0.00%
<b>Totals</b>	<b>1</b> 100.00%	<b>0</b> 0.00%	<b>1</b> 100.00%	<b>0</b> 0.00%	<b>0</b> 0.00%	<b>0</b> 0.00%	<b>1</b> 100.00%	<b>0</b> 0.00%	<b>0</b> 0.00%	<b>0</b> 0.00%	<b>0</b> 0.00%	<b>1</b> 100.00%	<b>0</b> 0.00%	<b>0</b> 0.00%	<b>1</b> 100.00%	<b>0</b> 0.00%	<b>1</b> 100.00%	<b>0</b> 0.00%	<b>0</b> 0.00%	<b>0</b> 0.00%	<b>0</b> 0.00%	<b>\$17.00</b>	<b>\$17.00</b>	<b>\$17.00</b>	<b>1</b> 100.00%	<b>0</b> 0.00%	<b>0</b> 0.00%

**Job Seeking**

Grad Year	Seeking Employment		Seeking FT/PT			Related to Degree			Job Seeking Location				Job Placement Services			
	Yes	No	Full-Time	Part-Time	Either	Related	Not Related	Either	MHCC District	Portland	In-State	Out-of-State	Not Aware More Info	Not Aware Not Needed	Aware Used	Aware Not Used
2013-14	1 100.00%	0 0.00%	1 100.00%	0 0.00%	0 0.00%	1 100.00%	0 0.00%	0 0.00%	0 0.00%	0 0.00%	0 0.00%	1 100.00%	1 100.00%	0 0.00%	0 0.00%	0 0.00%
<b>Totals</b>	<b>1</b> 100.00%	<b>0</b> 0.00%	<b>1</b> 100.00%	<b>0</b> 0.00%	<b>0</b> 0.00%	<b>1</b> 100.00%	<b>0</b> 0.00%	<b>0</b> 0.00%	<b>0</b> 0.00%	<b>0</b> 0.00%	<b>1</b> 100.00%	<b>1</b> 100.00%	<b>0</b> 0.00%	<b>0</b> 0.00%	<b>0</b> 0.00%	

**Education**

Grad Year	Continuing Education Status				Continuing Education Where				
	Continuing	Applying	Future Plans	Finished	At MHCC	Other 2Yr College	4Yr University	Currently Applying	Have Not Applied
2013-14	0 0.00%	0 0.00%	0 0.00%	1 100.00%	0	0	0	0	0
<b>Totals</b>	<b>0</b> 0.00%	<b>0</b> 0.00%	<b>0</b> 0.00%	<b>1</b> 100.00%	<b>0</b>	<b>0</b>	<b>0</b>	<b>0</b>	<b>0</b>

# Automotive CAP/Import/Honda

## List of Employers

UPS

All About Automotive inc.

Burback Motors

north west jeep chrysler dodge

Superior Automotive Service

Tonkin Gresham Honda

Town & Country Honda of Gladstone

trackforged INC