
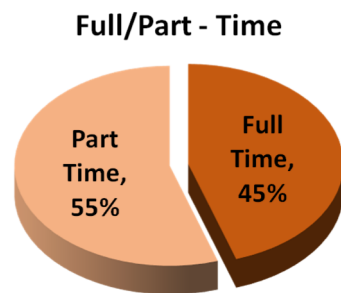
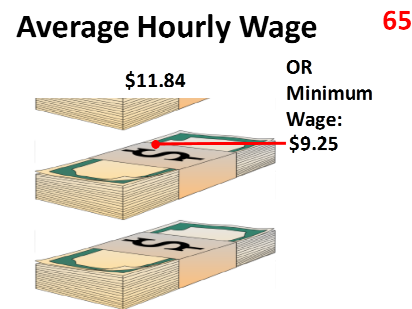
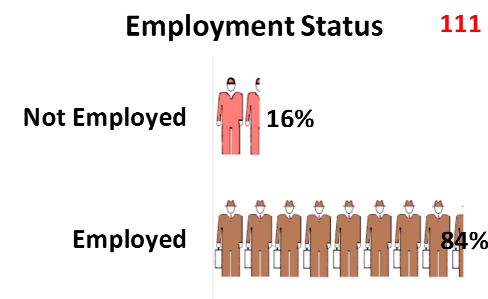


Cosmetology

At a Glance...

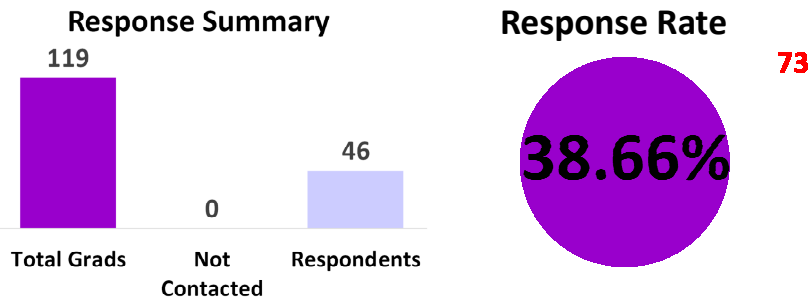
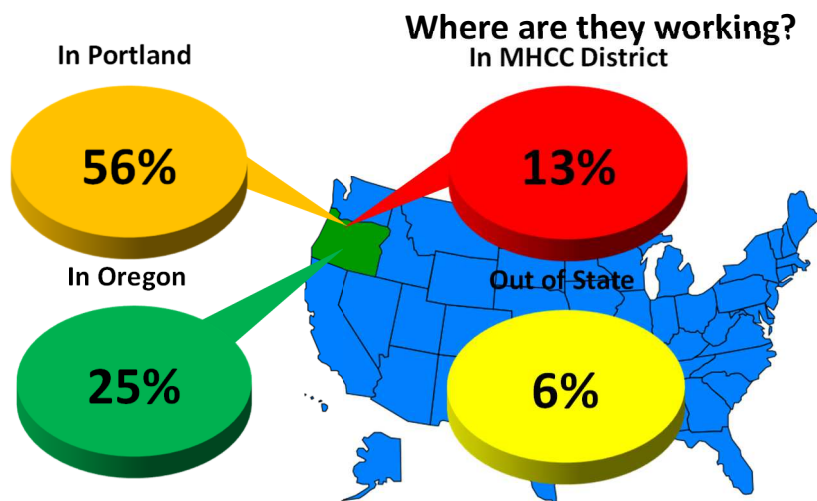
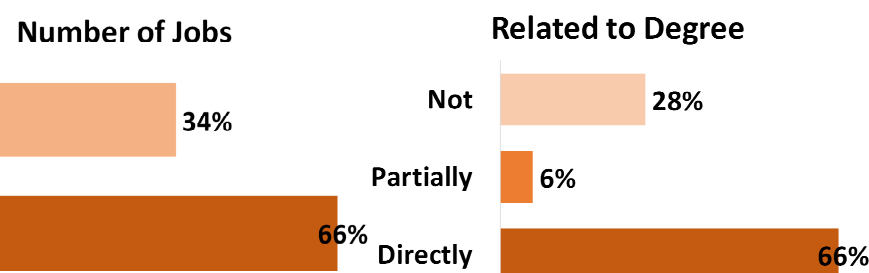
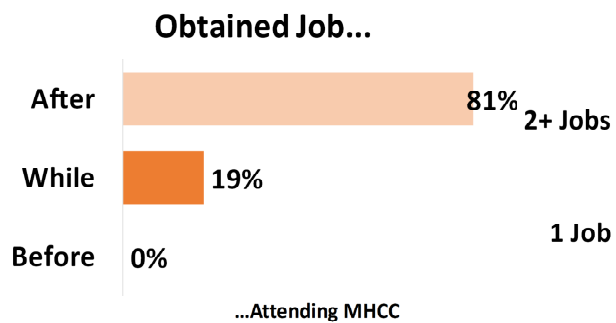
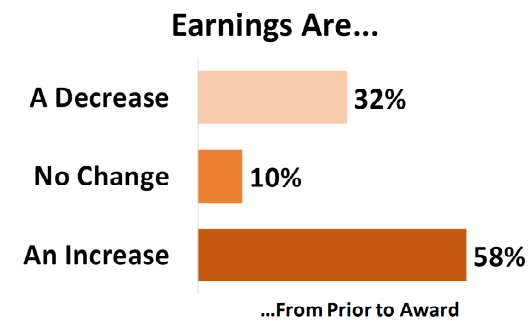


Employed Respondents Indicating They Had At Least One Job: **32**

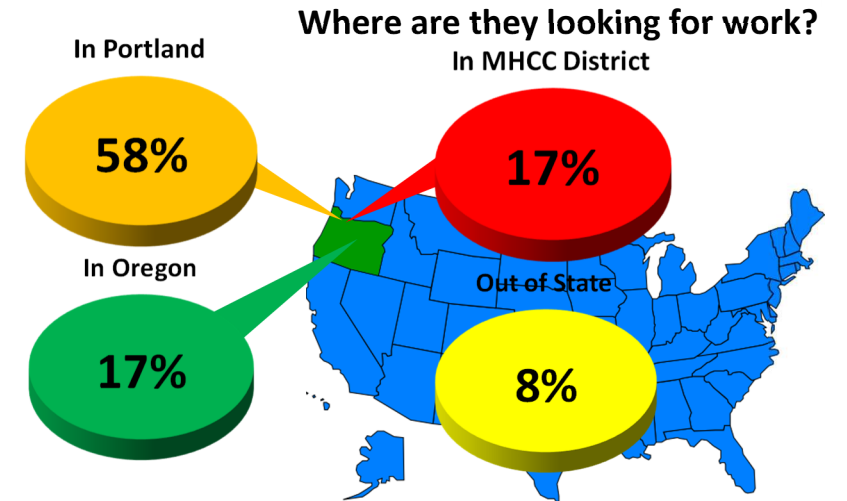
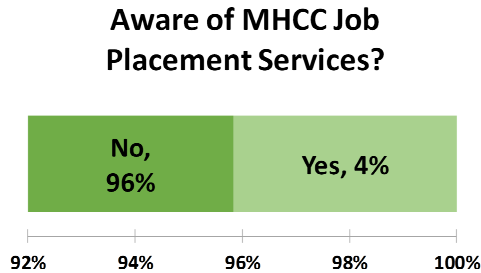
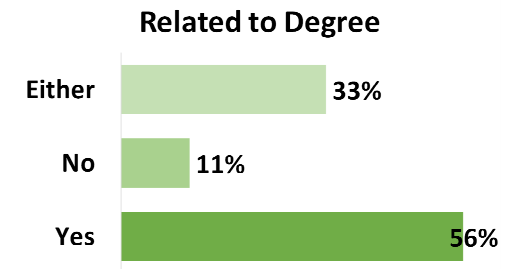
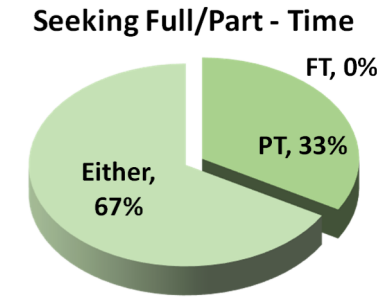


Percent Self Employed / Independent Contractor:

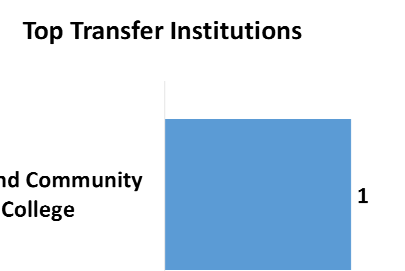
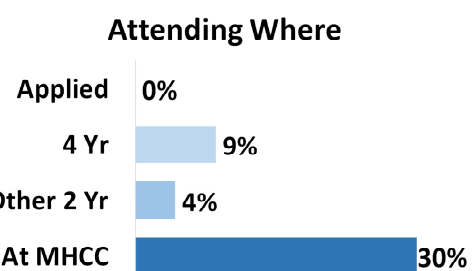
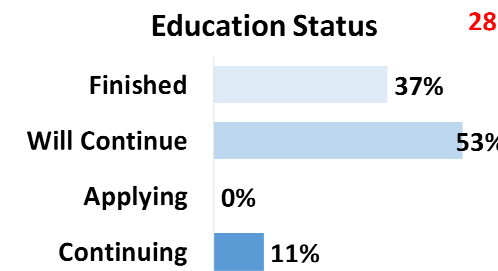
38%



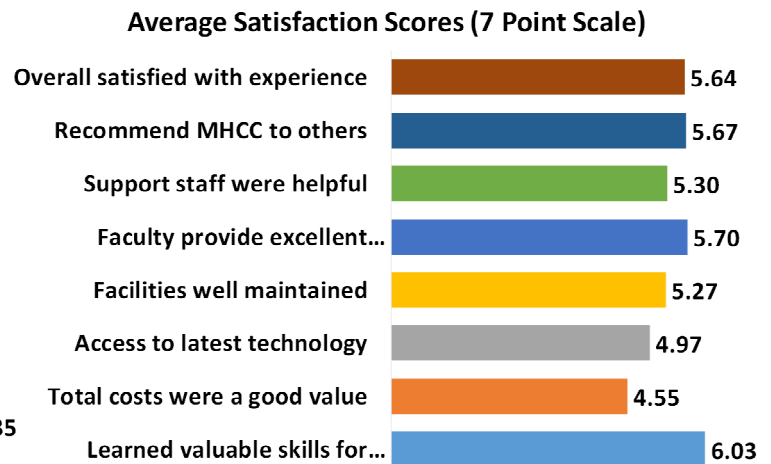
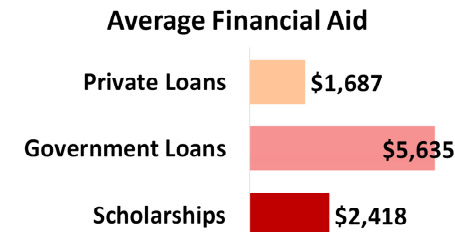
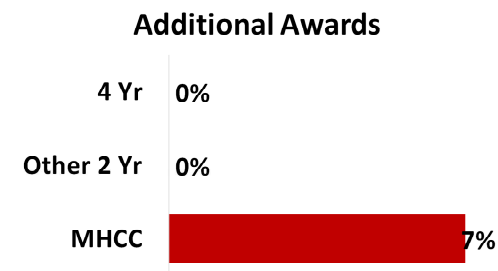
Job Seekers Respondents Indicating They Are Looking for Work: 9



Continuing Education Respondents Indicating They Are Continuing Education: 4



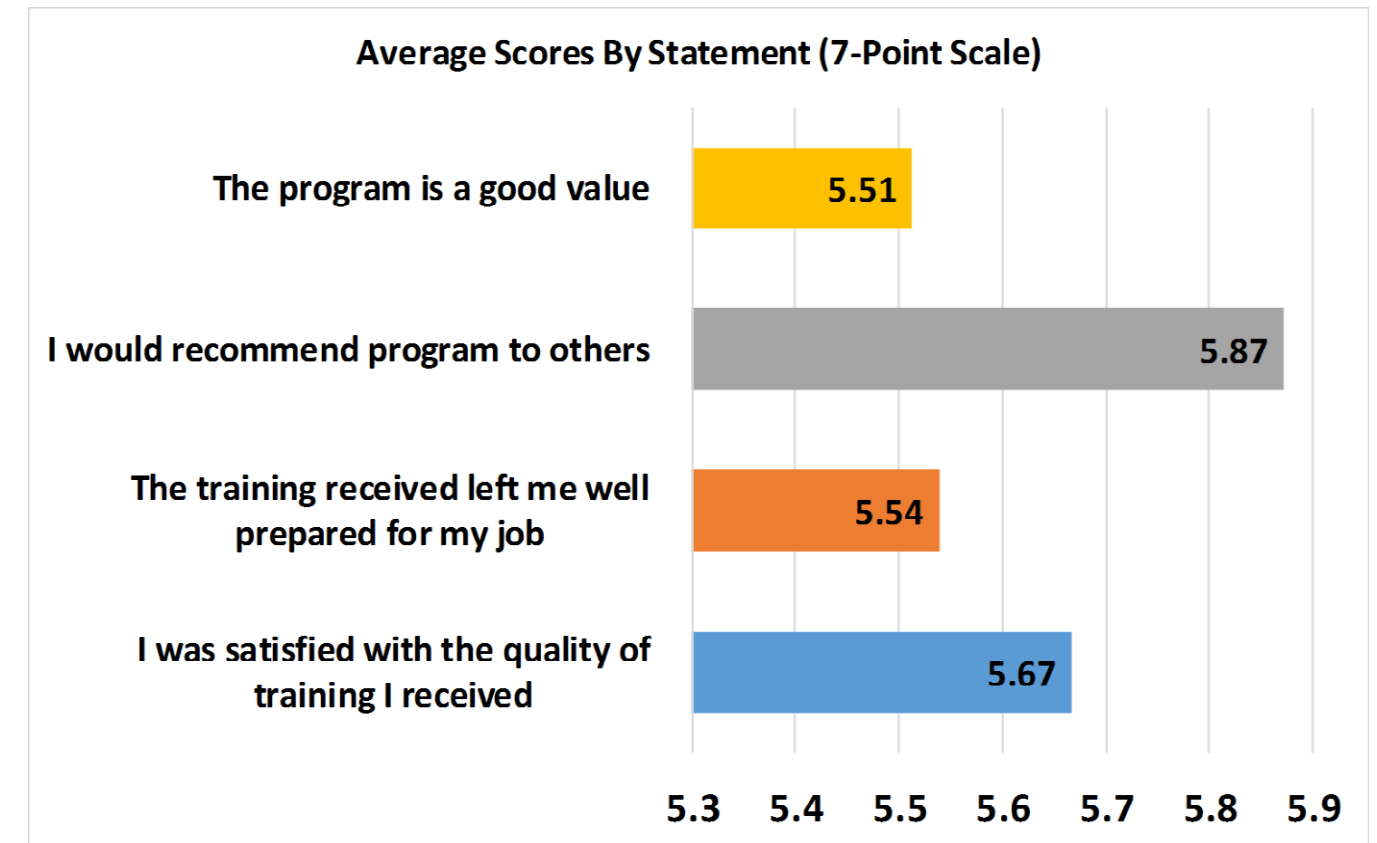
Other Information



Cosmetology

Program-specific Questions

Question	Average	Distribution
I was satisfied with the quality of training I received	5.67	
The training received left me well prepared for my job	5.54	
I would recommend program to others	5.87	
The program is a good value	5.51	



Open-ended question responses are available in Section 3.

Data Tables for: Cosmetology

Cosmetology - Employment

Employment Status				
	Employed		Not Employed	
2014-15	8	89%	1	11%
2013-14	7	88%	1	13%
2012-13	3	60%	2	40%
2011-12	11	85%	2	15%
2010-11	3	100%	0	0%
Total	32	84%	6	16%

Hours Worked per Week And Full Time / Part Time Status							
	Avg Hours	Min	Max	Full Time		Part Time	
2014-15	40.00	40	40	1	100%	0	0%
2013-14	28.33	20	40	2	33%	4	67%
2012-13	38.25	37	40	1	50%	1	50%
2011-12	36.75	20	60	4	50%	4	50%
2010-11	30.67	20	40	1	33%	2	67%
Total	33.63	20	60	9	45%	11	55%

Calculated Hourly Wages				
	Avg Wage	Min	Max	5% Trimmed Avg Wage
2014-15	\$10.00	\$10.00	\$10.00	
2013-14	\$11.55	\$9.10	\$15.00	\$11.49
2012-13	\$8.95	\$8.95	\$8.95	
2011-12	\$18.04	\$8.95	\$70.00	\$15.65
2010-11	\$13.98	\$10.94	\$16.00	
Total	\$14.61	\$8.95	\$70.00	\$11.84

Independent Contractor / Self Employed				
	Yes		No	
2014-15	3	38%	5	63%
2013-14	3	43%	4	57%
2012-13	2	67%	1	33%
2011-12	3	27%	8	73%
2010-11	1	33%	2	67%
Total	12	38%	20	63%

Salary Change from Prior to Award						
	Increase		No Change		Decrease	
2014-15	4	50%	1	13%	3	38%
2013-14	4	57%	0	0%	3	43%
2012-13	2	67%	0	0%	1	33%
2011-12	6	60%	2	20%	2	20%
2010-11	2	67%	0	0%	1	33%
Total	18	58%	3	10%	10	32%

Job Location									
	MHCC District		Portland		In State		Out of State		
2014-15	2	25%	3	38%	2	25%	1	13%	
2013-14	1	14%	4	57%	2	29%	0	0%	
2012-13	1	33%	1	33%	1	33%	0	0%	
2011-12	0	0%	7	64%	3	27%	1	9%	
2010-11	0	0%	3	100%	0	0%	0	0%	
Total	4	13%	18	56%	8	25%	2	6%	

Time Position Obtained (Relative to Award)						
	Before		During		After	
2014-15	0	0%	4	50%	4	50%
2013-14	0	0%	0	0%	7	100%
2012-13	0	0%	0	0%	3	100%
2011-12	0	0%	2	18%	9	82%
2010-11	0	0%	0	0%	3	100%
Total	0	0%	6	19%	26	81%

Number Of Jobs								
	1 Job		2 Jobs		3 Jobs		4+ Jobs	
2014-15	5	63%	2	25%	0	0%	1	13%
2013-14	5	71%	2	29%	0	0%	0	0%
2012-13	1	33%	1	33%	0	0%	1	33%
2011-12	8	73%	3	27%	0	0%	0	0%
2010-11	2	67%	1	33%	0	0%	0	0%
Total	21	66%	9	28%	0	0%	2	6%

Related to Degree						
	Directly		Partially		Not	
2014-15	4	50%	0	0%	4	50%
2013-14	5	71%	1	14%	1	14%
2012-13	2	67%	0	0%	1	33%
2011-12	8	73%	1	9%	2	18%
2010-11	2	67%	0	0%	1	33%
Total	21	66%	2	6%	9	28%

Cosmetology - Job Seekers

Seeking Employment				
	Yes		No	
2014-15	2	22%	7	78%
2013-14	2	25%	6	75%
2012-13	2	40%	3	60%
2011-12	3	23%	10	77%
2010-11	0	0%	3	100%
Total	9	24%	29	76%

Seeking Full Time / Part Time						
	Full Time		Part Time		Either	
2014-15	0	0%	1	50%	1	50%
2013-14	0	0%	1	50%	1	50%
2012-13	0	0%	0	0%	2	100%
2011-12	0	0%	1	33%	2	67%
2010-11	0		0		0	
Total	0	0%	3	33%	6	67%

Seeking Work Related to Degree						
	Related		Not Related		Either	
2014-15	1	50%	0	0%	1	50%
2013-14	1	50%	0	0%	1	50%
2012-13	1	50%	0	0%	1	50%
2011-12	2	67%	1	33%	0	0%
2010-11	0		0		0	
Total	5	56%	1	11%	3	33%

Job Seeking Location								
	MHCC District		Portland		In State		Out of State	
2014-15	1	50%	1	50%	0	0%	0	0%
2013-14	0	0%	2	67%	1	33%	0	0%
2012-13	0	0%	2	67%	1	33%	0	0%
2011-12	1	25%	2	50%	0	0%	1	25%
2010-11	0		0		0		0	
Total	2	17%	7	58%	2	17%	1	8%

Job Placement Services								
	Not Aware More Info		Not Aware Not Needed		Aware Used		Aware Not Used	
2014-15	9	100%	0	0%	0	0%	0	0%
2013-14	8	100%	0	0%	0	0%	0	0%
2012-13	4	100%	0	0%	0	0%	0	0%
2011-12	1	33%	1	33%	0	0%	1	33%
2010-11	0		0		0		0	
Total	22	92%	1	4%	0	0%	1	4%

Cosmetology - Education

Continuing Education Status								
	Continuing		Applying		Future Plans		Finished	
2014-15	1	11%	0	0%	4	44%	4	44%
2013-14	2	25%	0	0%	3	38%	3	38%
2012-13	0	0%	0	0%	4	80%	1	20%
2011-12	1	8%	0	0%	7	54%	5	38%
2010-11	0	0%	0	0%	2	67%	1	33%
Total	4	11%	0	0%	20	53%	14	37%

Continuing Education Where										
	MHCC		Other 2-Year		4- Year		Applied		Not Applied	
2014-15	0	0%	0	0%	1	20%	0	0%	4	80%
2013-14	2	40%	0	0%	0	0%	0	0%	3	60%
2012-13	3	75%	0	0%	0	0%	0	0%	1	25%
2011-12	2	29%	0	0%	1	14%	0	0%	4	57%
2010-11	0	0%	1	50%	0	0%	0	0%	1	50%
Total	7	30%	1	4%	2	9%	0	0%	13	57%

Transfer Institutions		
University	Attending	Applied
Portland Community College	1	0

Cosmetology - Response Rates by Degree

Associate of Applied Science - Cosmetology

Grad Year	Total Graduates	Total Contacted	Total Respondents	Response Rate
2014-15	24	24	10	41.67%
2013-14	23	23	12	52.17%
2012-13	25	25	7	28.00%
2011-12	31	31	14	45.16%
2010-11	16	16	3	18.75%
Total	119	119	46	38.66%

Totals for Cosmetology

Total	119	119	46	38.66%
--------------	------------	------------	-----------	---------------

Note: Totals may not match Program Total Data Tables. Students with multiple awards are counted in each award earned.

Cosmetology

Associate of Applied Science - Cosmetology

Employment																											
Grad Year	Employed		Number of Jobs				Related to Degree			Job Location				Time Position Obtained			Independent Contractor		Hours per Week			Calculated Salary			Salary Change		
	Yes	No	1	2	3	4+	Directly	Partially	Not	MHCC District	Portland	In-State	Out-of-State	Before Starting	While Attending	After Award	Yes	No	Avg. Hours	# Full-Time	# Part-Time	Avg. Salary	Min. Salary	Max. Salary	Increase	No Change	Decrease
2014-15	8	1	5	2	0	1	4	0	4	2	3	2	1	0	4	4	3	5	40.00	1	0	\$10.00	\$10.00	\$10.00	4	1	3
	88.89%	11.11%	62.50%	25.00%	0.00%	12.50%	50.00%	0.00%	50.00%	25.00%	37.50%	25.00%	12.50%	0.00%	50.00%	50.00%	37.50%	62.50%							50.00%	12.50%	37.50%
2013-14	7	1	5	2	0	0	5	1	1	1	4	2	0	0	0	7	3	4	28.33	2	4	\$11.60	\$9.25	\$15.00	4	0	3
	87.50%	12.50%	71.43%	28.57%	0.00%	0.00%	71.43%	14.29%	14.29%	14.29%	57.14%	28.57%	0.00%	0.00%	0.00%	100.00%	42.86%	57.14%							57.14%	0.00%	42.86%
2012-13	3	2	1	1	0	1	2	0	1	1	1	1	0	0	0	3	2	1	38.25	1	1	\$9.25	\$9.25	\$9.25	2	0	1
	60.00%	40.00%	33.33%	33.33%	0.00%	33.33%	66.67%	0.00%	33.33%	33.33%	33.33%	33.33%	0.00%	0.00%	0.00%	100.00%	66.67%	33.33%							66.67%	0.00%	33.33%
2011-12	11	2	8	3	0	0	8	1	2	0	7	3	1	0	2	9	3	8	36.75	4	4	\$18.12	\$9.25	\$70.00	6	2	2
	84.62%	15.38%	72.73%	27.27%	0.00%	0.00%	72.73%	9.09%	18.18%	0.00%	63.64%	27.27%	9.09%	0.00%	18.18%	81.82%	27.27%	72.73%							60.00%	20.00%	20.00%
2010-11	3	0	2	1	0	0	2	0	1	0	3	0	0	0	0	3	1	2	30.67	1	2	\$13.98	\$10.94	\$16.00	2	0	1
	100.00%	0.00%	66.67%	33.33%	0.00%	0.00%	66.67%	0.00%	33.33%	0.00%	100.00%	0.00%	0.00%	0.00%	0.00%	100.00%	33.33%	66.67%							66.67%	0.00%	33.33%
Totals	32	6	21	9	0	2	21	2	9	4	18	8	2	0	6	26	12	20	33.63	9	11	\$14.68	\$9.25	\$70.00	18	3	10
	84.21%	15.79%	65.63%	28.13%	0.00%	6.25%	65.63%	6.25%	28.13%	12.50%	56.25%	25.00%	6.25%	0.00%	18.75%	81.25%	37.50%	62.50%							58.06%	9.68%	32.26%

Job Seeking																
Grad Year	Seeking Employment		Seeking FT/PT			Related to Degree			Job Seeking Location				Job Placement Services			
	Yes	No	Full-Time	Part-Time	Either	Related	Not Related	Either	MHCC District	Portland	In-State	Out-of-State	Not Aware More Info	Not Aware Not Needed	Aware Used	Aware Not Used
2014-15	2	7	0	1	1	1	0	1	1	1	0	0	9	0	0	0
	22.22%	77.78%	0.00%	50.00%	50.00%	50.00%	0.00%	50.00%	50.00%	50.00%	0.00%	0.00%	100.00%	0.00%	0.00%	0.00%
2013-14	2	6	0	1	1	1	0	1	0	2	1	0	8	0	0	0
	25.00%	75.00%	0.00%	50.00%	50.00%	50.00%	0.00%	50.00%	0.00%	66.67%	33.33%	0.00%	100.00%	0.00%	0.00%	0.00%
2012-13	2	3	0	0	2	1	0	1	0	2	1	0	4	0	0	0
	40.00%	60.00%	0.00%	0.00%	100.00%	50.00%	0.00%	50.00%	0.00%	66.67%	33.33%	0.00%	100.00%	0.00%	0.00%	0.00%
2011-12	3	10	0	1	2	2	1	0	1	2	0	1	1	1	0	1
	23.08%	76.92%	0.00%	33.33%	66.67%	66.67%	33.33%	0.00%	25.00%	50.00%	0.00%	25.00%	33.33%	33.33%	0.00%	33.33%
2010-11	0	3	0	0	0	0	0	0	0	0	0	0	0	0	0	0
	0.00%	100.00%														
Totals	9	29	0	3	6	5	1	3	2	7	2	1	22	1	0	1
	23.68%	76.32%	0.00%	33.33%	66.67%	55.56%	11.11%	33.33%	16.67%	58.33%	16.67%	8.33%	91.67%	4.17%	0.00%	4.17%

Education										
Grad Year	Continuing Education Status				Continuing Education Where					
	Continuing	Applying	Future Plans	Finished	At MHCC	Other 2Yr College	4Yr University	Currently Applying	Have Not Applied	
2014-15	1	0	4	4	0	0	1	0	4	
	11.11%	0.00%	44.44%	44.44%	0.00%	0.00%	20.00%	0.00%	80.00%	
2013-14	2	0	3	3	2	0	0	0	3	
	25.00%	0.00%	37.50%	37.50%	40.00%	0.00%	0.00%	0.00%	60.00%	
2012-13	0	0	4	1	3	0	0	0	1	
	0.00%	0.00%	80.00%	20.00%	75.00%	0.00%	0.00%	0.00%	25.00%	
2011-12	1	0	7	5	2	0	1	0	4	
	7.69%	0.00%	53.85%	38.46%	28.57%	0.00%	14.29%	0.00%	57.14%	
2010-11	0	0	2	1	0	1	0	0	1	
	0.00%	0.00%	66.67%	33.33%	0.00%	50.00%	0.00%	0.00%	50.00%	
Totals	4	0	20	14	7	1	2	0	13	
	10.53%	0.00%	52.63%	36.84%	30.43%	4.35%	8.70%	0.00%	56.52%	

Cosmetology

List of Employers

Alter Ego Salon

Au Salon

Ball Janik LLP, Law office

Belong Salon

Bouffant salon

Cedar Place Salon

city bark

city center parking

Creations hair spa & salon

da:da hair

Edward Wadsworth for hair

Fred Meyer

Head 2 toes

Macy's

Modele salon

Nail Couture

Office depot

Residential NW

Ritual Hair Design

Shango Cannabis

State of Oregon

Supercuts

Venn Salon

Was there a specific course (or courses) you considered more valuable than others?

- * Theory classes were valuable when the teacher kept students on task without interruption. /
- * The business class that was required was not needed at all.

- * Marty's color theory class. Should be longer than 1 term and should only be taught by Marty.
- * Advanced color class was very ne essay and taught me so much. The business etiquette course we had to take, I felt, was a waste of time and money. Personally, it didn't teach us anything really about our line of business. I would have found an accounting class much more useful.

Are there any new tools, applications, or standards the program should be teaching?

* Classic hairstyling is great to learn fundamentals, but more of an applicable to the industry styling training would be helpful. With young students nowadays there has to be connection between what they learn and the real world.

* Yes!!!!

* Nail technology is dated and lacking.

* I think the new colors trends should've touched on more because that is what the clients want

Are there topics or subjects the program did not cover (or provided too little detail)?

- * Taxes
- * Little to no makeup classes.
- * Hairstyling of today
- * Yes